



Club Health Assessment for District 107 A through May 2025

			Status	Membership							Reports					Finance		LCIF
Club Number	Club Name	Charter Date		Current Member Count	YTD Members Added	YTD Members Dropped	YTD Net Growth	YTD Net Growth%	Member Count 12 Months Ago	Avg. length of service for dropped members	Months Since Last MMR ***	Yrs. Since Last Officer Report	President Rotation	Vice President Reported ****	Months Since Last Activity Report ***	Account Balance	Donations for current Fiscal Year	
			Number of times on status quo within last two years	If below 15 members appears				If net loss is greater than 20% appears			If no report in 3 months appears in	When more than one year appears in	Number of repeat terms		Notes the officers that do not have an active	If no report at 12 months appears in red		
Clubs less than two years old																		
180673	Turku/Kultur	01/30/2025	Active	19	20	1	19	100.00%	0	0	1			N		2		
Clubs more than two years old																		
137239	Åland Culinaria	02/11/2019	Active	20	4	0	4	25.00%	22		1			VP	24+		\$15,548.57	
59671	ÅLAND/FREJA	06/03/1997	Active	37	4	4	0	0.00%	37	1	0			N	M	1		\$324.10
	Exc Award (06/30/2019)																	
41195	ÅLAND/SÖDRA	04/14/1982	Active	27	0	0	0	0.00%	27		13			N	M,SC	24+		\$416.51
	Exc Award (06/30/2019)																	
20334	AURA	11/07/1968	Active	26	0	3	-3	-10.34%	31	26	0			N	M,SC	1		
98864	AURA/SISU	03/22/2007	Active	29	7	3	4	16.00%	25	8	0			N		0		\$522.44
50840	BRÄNDÖ-KUMLINGE	07/03/1990	Active	15	2	1	1	7.14%	14	34	4				S,M,VP,SC	24+		\$780.37
32231	DRAGSFJÄRD	05/05/1976	Active	20	3	0	3	17.65%	18		7			N	T	24+		
20339	KAARINA	02/21/1966	Active	34	3	2	1	3.03%	33	7	0			N	M,SC	0		\$1,028.65
	Exc Award (06/30/2023)																	
32233	KAARINA/CITY	05/05/1976	Active	24	1	1	0	0.00%	24	49	3			N	M,SC	24+		\$313.46
55748	KAARINA/KATARIINAT	05/25/1994	Active	17	2	0	2	13.33%	15		1		2	N		0		\$626.93
	Exc Award (06/30/2023)																	
20340	KARINAINEN/KYRÖ	12/02/1963	Active	28	0	2	-2	-6.67%	30	27	8			N		6		
	Exc Award (06/30/2024)																	
20342	KIIKALA	01/10/1969	Active	19	0	0	0	0.00%	19		18	1	None		P,S,T,M,VP SC	19		
20344	KIMITO-KEMIÖ	03/23/1970	Active	27	2	0	2	8.00%	25		6			R		13		\$250.00
20345	KOSKI TL	12/11/1963	Active	29	2	2	0	0.00%	29	2	4			N	M,SC	0		
20346	KUSTAVI	02/27/1967	Active	29	0	1	-1	-3.33%	30	42	0			N	SC	9		\$972.29
20347	KUUSJOKI	01/10/1965	Active	20	0	0	0	0.00%	20		7			N	VP	0		\$156.19
20348	KVARNBO	02/06/1968	Active	38	2	1	1	2.70%	37	19	1				M,VP,SC	24+		\$1,291.19
20349	LEMU/ASKAINEN	10/09/1968	Active	7	0	0	0	0.00%	7		11		7	R	P,M,SC	24+		



Club Health Assessment for District 107 A through May 2025

			Status	Membership							Reports					Finance	LCIF	
Club Number	Club Name	Charter Date		Current Member Count	YTD Members Added	YTD Members Dropped	YTD Net Growth	YTD Net Growth%	Member Count 12 Months Ago	Avg. length of service for dropped members	Months Since Last MMR ***	Yrs. Since Last Officer Report	President Rotation	Vice President Reported ****	Months Since Last Activity Report ***	Account Balance	Donations for current Fiscal Year	
			Number of times on status quo within last two years	If below 15 members appears					If net loss is greater than 20% appears				If no report in 3 months appears in	When more than one year appears in	Number of repeat terms	Notes the officers that do not have an active	If no report at 12 months appears in red	
20350	LIETO	01/17/1964	Active	28	1	2	-1	-3.45%	29	31	0		2	N	11			
Exc Award (06/30/2019)																		
47434	LIETO/LOUKINAINEN	06/01/1987	Active	8	0	2	-2	-20.00%	10	21	0		2	M,VP,SC	24+			
20351	LITTOINEN	04/21/1969	Active	16	0	1	-1	-5.88%	17	42	0			IP	M,SC	17	\$624.77	
20354	LOIMAA	07/01/1955	Active	34	0	0	0	0.00%	35		0			N	M,SC	13		
66920	LOIMAA/SINIKELLOT	12/04/2002	Active	30	4	1	3	11.11%	28	7	2			N		0	\$156.07	
20356	LOIMAA/TÄHKÄ	01/08/1964	Active	34	1	2	-1	-2.86%	35	12	1			N	SC	17	\$324.10	
20363	MARIEHAMN	11/01/1955	Active	40	0	3	-3	-6.98%	44	27	0		2	N	M,SC	13	\$312.39	
20359	MARTTILA	02/01/1965	Cancelled(6*)	0	0	0	0	0.00%	15		4	1	None	P,S,T,M,VP SC	24+			
38668	MIETOINEN	06/05/1980	Active	33	1	1	0	0.00%	33	17	1			VP		0		
Exc Award (06/30/2024)																		
98733	MIETOINEN/ULRICAT	03/07/2007	Active	17	2	1	1	6.25%	16	18	5			N	M,SC	0	\$1,844.57	
20898	MYNÄMÄKI	01/03/1964	Active	35	2	1	1	2.94%	35	47	0			N	SC	2	\$312.15	
20362	NAANTALI	10/19/1962	Active	25	0	0	0	0.00%	25		1			N	M,SC	0	\$156.19	
152809	Naantali Svingi	10/25/2022	Active	21	2	5	-3	-12.50%	25	2	2			R		4		
43642	NAANTALI/TAWAST	03/30/1984	Active	19	1	2	-1	-5.00%	20	28	4			N	M,SC	14		
64892	NAANTALI-RAISIO	01/02/2002	Active	27	0	3	-3	-10.00%	30	9	0			N	SC	1		
40251	NAGU/KORPO/HOUTSKÄR	07/10/1981	Active	25	1	0	1	4.17%	24		9			N	SC	9	\$780.96	
20364	NOUSIAINEN	12/17/1969	Active	23	1	2	-1	-4.17%	24	18	3			N	SC	0		
20896	ORIPÄÄ	10/10/1959	Active	43	0	1	-1	-2.27%	44	26	6			N	SC	0		
20366	PAATTINEN	03/11/1966	Active	31	3	1	2	6.90%	28	1	5			N		0	\$1,018.24	
91791	PAIMIO/AALLOTAR	12/05/2005	Cancelled(6*)	0	0	0	0	0.00%	15		11	1	None	P,S,T,M,VP SC	11		\$100.00	
20367	PAIMIO/AALTO	02/09/1960	Active	38	0	2	-2	-5.00%	25	32	1			N	M,SC	0	\$518.23	
20368	PARAINEN-PARGAS	05/21/1957	Active	10	0	2	-2	-16.67%	12	53	3			N	M	3	\$1,568.88	
20369	PERNIÖ	12/09/1964	Active	29	3	6	-3	-9.38%	32	17	0			N	M	24+	\$1,810.24	



Club Health Assessment for District 107 A through May 2025

			Status	Membership							Reports					Finance		LCIF
Club Number	Club Name	Charter Date		Current Member Count	YTD Members Added	YTD Members Dropped	YTD Net Growth	YTD Net Growth%	Member Count 12 Months Ago	Avg. length of service for dropped members	Months Since Last MMR ***	Yrs. Since Last Officer Report	President Rotation	Vice President Reported ****	Months Since Last Activity Report ***	Account Balance	Donations for current Fiscal Year	
			Number of times on status quo within last two years	If below 15 members appears				If net loss is greater than 20% appears			If no report in 3 months appears in	When more than one year appears in	Number of repeat terms	Notes the officers that do not have an active	If no report at 12 months red			
30830	PERTTELI	05/27/1975	Active	11	0	2	-2	-15.38%	14	25	1			R	T,SC	12	\$624.77	
20370	PIIKKIÖ	03/09/1966	Active	36	1	2	-1	-2.70%	37	16	1			N	M,SC	0	\$1,280.96	
20371	PÖYTYÄ	03/14/1961	Active	31	0	1	-1	-3.13%	32	14	2			N	SC	0	\$104.13	
88717	PÖYTYÄ/AFRODITE	06/22/2005	Active	0	0	11	-11	-100.00%	11	10	0		None		P,S,T,M,VP SC	24		
20372	RAISIO	02/27/1964	Active	29	0	2	-2	-6.45%	31	28	0			N	M,SC	14		
28151	RAISIO/MARTINUS	03/13/1974	Active	0	0	14	-14	-100.00%	14	43	0		None		P,S,T,M,VP SC	1	\$200.00	
37254	RUSKO	06/07/1979	Active	29	1	3	-2	-6.45%	31	4	0				VP,SC	2	\$937.16	
34217	RYMÄTTYLÄ/MERIMASKU	06/26/1977	Active	26	1	2	-1	-3.70%	27	7	3		2	R	M,SC	0		
20374	SALO	02/15/1956	Active	30	2	3	-1	-3.23%	31	15	0				M,VP,SC	24+		
60050	SALO/BIRGITAT	10/28/1997	Active	25	4	4	0	0.00%	25	12	0			N	SC	0		
20375	SALO/USKELA	11/09/1967	Active	17	0	2	-2	-10.53%	19	21	0			N	M,SC	4		
Exc Award (06/30/2023)																		
51068	SAUVO	11/19/1990	Active	20	1	0	1	5.26%	19		1			R	M,SC	24+		
20376	SOMERO	06/15/1957	Active	32	4	7	-3	-8.57%	37	28	0			N		0		
67048	SOMERO/PARATIISI	12/27/2002	Active	25	3	2	1	4.17%	24	19	2			N	SC	0		
20378	TARVASJOKI	01/27/1966	Active	8	0	6	-6	-42.86%	14	21	10			N		19		
142292	Turku Sirius	07/22/2020	Active	9	1	9	-8	-47.06%	18	5	1		2	N	M,SC	10		
Exc Award (06/30/2022)																		
60884	TURKU/ANCORA	06/11/1998	Active	14	0	1	-1	-6.67%	15	18	1		2	R		0		
20381	TURKU/ANINKAINEN-LINNA	10/03/1961	Active	33	1	2	-1	-2.94%	34	14	0			N	SC	1	\$1,509.86	
Exc Award (06/30/2023)																		
64917	TURKU/ARCHIPELAGO	01/15/2002	Active	29	0	3	-3	-9.38%	33	21	1			N		1	\$312.39	
20335	TURKU/AURA	12/12/1955	Active	11	0	1	-1	-8.33%	12	49	4			N	M,SC	0	\$2,186.70	
53793	TURKU/AURORA	11/05/1992	Active	14	0	1	-1	-6.67%	15	20	0		2	N	M,SC	14		
20383	TURKU/CITY	03/01/1963	Active	13	1	4	-3	-18.75%	16	19	4			R	M,SC	4		
43372	TURKU/HIRVENSALO	01/27/1984	Active	14	0	2	-2	-12.50%	16	21	2			R	M,SC	0	\$156.07	



Club Health Assessment for District 107 A through May 2025

			Status	Membership							Reports					Finance		LCIF
Club Number	Club Name	Charter Date		Current Member Count	YTD Members Added	YTD Members Dropped	YTD Net Growth	YTD Net Growth%	Member Count 12 Months Ago	Avg. length of service for dropped members	Months Since Last MMR ***	Yrs. Since Last Officer Report	President Rotation	Vice President Reported ****	Months Since Last Activity Report ***	Account Balance	Donations for current Fiscal Year	
			Number of times on status quo within last two years	If below 15 members appears				If net loss is greater than 20% appears			If no report in 3 months appears in	When more than one year appears in	Number of repeat terms	Notes the officers that do not have an active	If no report at 12 months appears in red			
31363	TURKU/ILPOINEN	11/07/1975	Active	13	0	0	0	0.00%	13		3		2	S,T,M,VP,SC	13			
20385	TURKU/KUPITTAA	02/11/1958	Active	26	0	0	0	0.00%	27		8			N SC	6		\$220.00	
116501	TURKU/LUCIA	04/02/2012	Active	19	0	1	-1	-5.00%	21	9	1			R M,SC	0		\$780.61	
98627	TURKU/MARINA	02/23/2007	Active	0	0	6	-6	-100.00%	6	17	0		None	P,S,T,M,VP SC SC	17			
29386	TURKU/POHJOLA	05/23/1974	Active	17	1	1	0	0.00%	17	39	0			N SC	24+			
20388	TURKU/SUIKKILA	02/26/1970	Active	21	0	2	-2	-8.70%	23	14	6			N	7			
Exc Award (06/30/2024)																		
82894	TURKU/VIOLA	06/29/2004	Active	15	1	0	1	7.14%	14		0			N SC	0			
20380	TURKU-ÄBO	02/20/1953	Active	24	1	1	0	0.00%	24	3	3			N SC	0		\$260.12	
108048	UUSIKAUPUNKI/MERETTARE T	04/08/2010	Active	20	1	1	0	0.00%	20	8	1			R M,SC	0		\$812.39	
Exc Award (06/30/2018, 06/30/2023)																		
34874	VAHTO	12/27/1977	Active	18	0	0	0	0.00%	17		1			R M,SC	24+		\$780.37	
33361	VEHMAA	02/07/1977	Active	17	0	0	0	0.00%	17		14			N M,SC	13			
20916	YLÄNE	11/29/1965	Active	25	0	1	-1	-3.85%	26	33	1			N	0			
Exc Award (06/30/2023)																		
20390	YPÄJÄ	12/08/1965	Active	33	3	0	3	10.00%	30		3			N M,SC	1		\$312.39	

Clubs Cancelled Previous Fiscal Year – Clubs Cancelled within last 12 months may be reinstated

Club Number	Club Name	Charter Date	Current Status*	Cancellation Date
20357	LOKALAHTI	11/10/1969	Cancelled(6*)	06/29/2024
20360	MASKU	02/10/1969	Cancelled(6*)	06/29/2024
44753	TURKU/HENRIKKI	03/18/1985	Cancelled(6*)	06/29/2024
20386	TURKU/LINNA	12/16/1968	Cancelled(7*)	12/29/2023



Club Health Assessment for District 107 A through May 2025

				Status		Membership							Reports					Finance		LCIF	
Club Number	Club Name	Charter Date																			

* - P - Priority Club. Cancellation Reasons: 1-Objectives/conduct, 2-Non-active club, 5-Non-existing club, 6-Disbanding, 7-Merger, 8-Financial Suspension, 9-District/Multiple District Dues.

** - Abbreviation: P-President, S-Secretary, T-Treasurer, M-Member Chairperson, VP-First Vice President, MC-Communications Chairperson, SC-Service Chairperson

*** - Abbreviation: N/R - Never reported using the Lions Clubs website, N/A - Not applicable, No password registered for the Lions Clubs website.

**** - Abbreviation: N - New, IP - Immediate Past, R - Repeat.




Club Health Assessment for District 107 B through May 2025

			Status	Membership							Reports					Finance		LCIF
Club Number	Club Name	Charter Date		Current Member Count	YTD Members Added	YTD Members Dropped	YTD Net Growth	YTD Net Growth%	Member Count 12 Months Ago	Avg. length of service for dropped members	Months Since Last MMR ***	Yrs. Since Last Officer Report	President Rotation	Vice President Reported ****	Months Since Last Activity Report ***	Account Balance	Donations for current Fiscal Year	
			Number of times on status quo within last two years	If below 15 members appears				If net loss is greater than 20% appears			If no report in 3 months appears in	When more than one year appears in	Number of repeat terms	Notes the officers that do not have an active	If no report at 12 months appears in red			
Clubs more than two years old																		
20336	EKENÄS	04/01/1958	Active	23	1	2	-1	-4.17%	24	23	0			N	SC	6	\$520.64	
Exc Award (06/30/2018)																		
20393	ESPOO LEPPÄVAARA-ALBERGA	05/30/1972	Active	26	2	2	0	0.00%	26	10	0		None		P,S,T,M,VP SC	19		
55633	ESPOO/AURORAT	04/29/1994	Active	18	1	1	0	0.00%	18	3	5			N		1	\$1,048.97	
53690	ESPOO/CITY	09/21/1992	Active	21	3	0	3	16.67%	20		1			N	SC	0	\$326.07	
34979	ESPOO/KESKUS	01/30/1978	Active	22	1	0	1	4.76%	22		0			N		0	\$786.82	
20392	ESPOO/KIVENLAHTI	11/29/1973	Active	10	0	2	-2	-16.67%	13	39	0			N	M,SC	24+	\$1,156.73	
102212	ESPOO/LAAKSON LILJAT	06/04/2008	Active	20	0	0	0	0.00%	21		2			N	M,SC	0	\$728.83	
Exc Award (06/30/2020)																		
44754	ESPOO/MATINKYLÄ	03/29/1985	Active	16	3	4	-1	-5.88%	17	26	0		2	R	SC	0	\$156.19	
Exc Award (06/30/2023)																		
97306	ESPOO/NORTHWIND	06/14/2006	Active(1)	12	0	0	0	0.00%	12		5				M,VP,SC	7		
32232	ESPOO/OLARI	05/13/1976	Active	14	0	3	-3	-17.65%	17	11	0		None	N	P,M,SC	1		
20450	ESPOO/POHJOINEN-ESBO/N ORD	11/13/1964	Active	29	2	3	-1	-3.33%	30	2	1				M,VP,SC	0	\$2,641.32	
Exc Award (06/30/2021)																		
20397	GRANKULLA-KAUNIAINEN	11/30/1961	Active	17	0	3	-3	-15.00%	20	43	1			N	M,SC	2	\$312.39	
20337	HANKO-HANGÖ	03/05/1957	Active	34	3	0	3	9.68%	31		2			R	M,SC	15		
140320	Helsinki Stamina	12/10/2019	Active(1)	18	4	0	4	28.57%	14		0			R		0	\$1,040.82	
53230	HELSINKI/BLUE AND WHITE	06/01/1992	Active(1)	13	0	1	-1	-7.14%	14	33	4		7	R	M,SC	17	\$468.58	
20406	HELSINKI/HIETALAHTI	10/14/1958	Active	6	0	1	-1	-14.29%	7	18	0			N	M,SC	13		
20402	HELSINKI/HUOPALAHTI	11/20/1961	Active	19	1	1	0	0.00%	19	63	1			N		0	\$1,561.93	
20437	HELSINKI/KONALA	02/26/1969	Active	7	0	1	-1	-12.50%	8	42	1			N		0		
20413	HELSINKI/LAUTTASAARI	02/06/1957	Active	19	0	0	0	0.00%	19		1		2	R	M,SC	4		
65509	HELSINKI/MAININKI	06/14/2002	Active	22	0	0	0	0.00%	22		7		None	N	P,S,M,SC	0	\$416.51	
20410	HELSINKI/MEILAHTI	05/31/1955	Active	16	0	0	0	0.00%	16		0		4	N	M,SC	24		



Club Health Assessment for District 107 B through May 2025

			Status	Membership						Reports					Finance		LCIF	
Club Number	Club Name	Charter Date		Current Member Count	YTD Members Added	YTD Members Dropped	YTD Net Growth	YTD Net Growth%	Member Count 12 Months Ago	Avg. length of service for dropped members	Months Since Last MMR ***	Yrs. Since Last Officer Report	President Rotation	Vice President Reported ****	Months Since Last Activity Report ***	Account Balance	Donations for current Fiscal Year	
			Number of times on status quo within last two years	If below 15 members appears				If net loss is greater than 20% appears			If no report in 3 months appears in	When more than one year appears in	Number of repeat terms	Notes the officers that do not have an active	If no report at 12 months appears in red			
20415	HELSINKI/MUNKKINIEMI	01/26/1955	Active	22	0	0	0	0.00%	22		0			N	SC	24		\$5.00
20416	HELSINKI/MUNKKIVUORI	01/27/1958	Active	7	0	0	0	0.00%	7		4			N	M,SC	0		
20426	HELSINKI/PAJAMÄKI	02/17/1960	Active(1)	5	0	0	0	0.00%	5		0		5		VP,SC	24+		
58332	HELSINKI/RUOHOLAHTI	05/28/1996	Active	16	3	2	1	6.67%	15	5	0		2	R	SC	0		\$812.39
20428	HELSINKI/SATA	04/04/1957	Active(1)	11	0	1	-1	-8.33%	12	28	3		2	R	P,SC	9		\$312.26
20438	HELSINKI/TIMANTIT	05/08/1967	Active	13	0	0	0	0.00%	13		9			N	SC	1		\$208.79
Exc Award (06/30/2022, 06/30/2023)																		
20420	HELSINKI/TÖÖLÖ	02/09/1955	Active	21	0	0	0	0.00%	21		2			N	M,SC	6		\$1,410.73
Exc Award (06/30/2018, 06/30/2019, 06/30/2020)																		
20405	HELSINKI-HELSINGFORS	08/14/1950	Active	20	1	1	0	0.00%	21	33	0				VP,SC	17		
20338	INGÅ	02/15/1967	Active(2)	39	1	0	1	2.63%	38		1			N	SC	5		\$468.58
20341	KARIS-KARJAA	04/19/1961	Active	27	0	3	-3	-10.00%	30	14	3			N	M,SC	0		
33103	KARJALOHJA-SAMMATTI	12/13/1976	Active	18	3	2	1	5.88%	17	4	4			N	M,SC	5		\$624.77
20448	KIRKKONUMMI-KYRKSLÄTT	05/28/1965	Active	26	1	1	0	0.00%	26	5	0			N		0		\$1,786.97
Exc Award (06/30/2016, 06/30/2017, 06/30/2020)																		
82633	KIRKKONUMMI-KYRKSLÄTT/ NICE	06/16/2004	Active	27	3	3	0	0.00%	27	5	0				VP	0		\$5,931.15
Exc Award (06/30/2016, 06/30/2021)																		
36992	KYRKSLÄTT/NORD	04/27/1979	Active	18	1	3	-2	-10.00%	20	30	1			N	M,SC	18		\$1,272.96
20353	LOHJA/HARJU	06/06/1972	Active(1)	20	0	1	-1	-4.76%	21	30	6		None		P,T,M,VP,SC	15		\$156.07
20365	NUMMI	03/26/1968	Active	8	0	2	-2	-20.00%	10	64	0		2	R	M,SC	13		\$324.10
117900	SIUNTIO-SJUNDEÅ/CHARLOT AT	09/26/2012	Active	7	2	2	0	0.00%	7	2	0				M,VP,SC	13		
32328	SJUNDEÅ-SIUNTIO	05/28/1976	Active	38	0	3	-3	-7.32%	43	18	4		2	IP		0		
20409	TAPIOLA	05/28/1956	Active	22	5	1	4	22.22%	17	50	1		2		M,VP,SC	24+		
20379	TENALA/BROMARF	06/30/1971	Active	37	0	4	-4	-9.76%	41	50	1				M,VP,SC	24+		



Club Health Assessment for District 107 B through May 2025

				Status				Membership						Reports				Finance		LCIF	
Club Number	Club Name	Charter Date																			

* - P - Priority Club. Cancellation Reasons: 1-Objectives/conduct, 2-Non-active club, 5-Non-existing club, 6-Disbanding, 7-Merger, 8-Financial Suspension, 9-District/Multiple District Dues.

** - Abbreviation: P-President, S-Secretary, T-Treasurer, M-Member Chairperson, VP-First Vice President, MC-Communications Chairperson, SC-Service Chairperson

*** - Abbreviation: N/R - Never reported using the Lions Clubs website, N/A - Not applicable, No password registered for the Lions Clubs website.

**** - Abbreviation: N - New, IP - Immediate Past, R - Repeat.




Club Health Assessment for District 107 C through May 2025

			Status	Membership							Reports					Finance		LCIF
Club Number	Club Name	Charter Date		Current Member Count	YTD Members Added	YTD Members Dropped	YTD Net Growth	YTD Net Growth%	Member Count 12 Months Ago	Avg. length of service for dropped members	Months Since Last MMR ***	Yrs. Since Last Officer Report	President Rotation	Vice President Reported ****	Months Since Last Activity Report ***	Account Balance	Donations for current Fiscal Year	
			Number of times on status quo within last two years	If below 15 members appears				If net loss is greater than 20% appears			If no report in 3 months appears in	When more than one year appears in	Number of repeat terms		Notes the officers that do not have an active	If no report at 12 months appears in red		
Clubs more than two years old																		
20458	ASIKKALA	03/27/1967	Active	25	3	0	3	13.64%	23		2		3	N	SC	1		
51626	ASIKKALA/KANAVA	05/16/1991	Active	30	2	2	0	0.00%	30	7	0			IP	SC	15		
Exc Award (06/30/2024)																		
36590	ASIKKALA/PÄIJÄNNE	02/19/1979	Active	24	0	3	-3	-11.11%	27	30	8			N	M,VP,SC	24+		\$1,000.00
20459	FORSSA	02/14/1954	Active	21	0	1	-1	-4.55%	22	11	5			N	M,VP,SC	12		\$312.39
57076	FORSSA/FLORES	06/20/1995	Active	29	0	4	-4	-12.12%	33	2	0				M,VP	5		\$2,050.00
Exc Award (06/30/2020)																		
20460	FORSSA/KUHA	08/25/1970	Active(1)	29	1	0	1	3.57%	28		5		3	N	VP,SC	24+		
49995	HÄMEENLINNA/AULANKO	11/29/1989	Active	13	0	1	-1	-7.14%	14	14	0			N	SC	17		
Exc Award (06/30/2021)																		
62536	HÄMEENLINNA/BIRGER	12/02/1999	Active	30	0	0	0	0.00%	29		0			N	SC	5		\$1,726.19
Exc Award (06/30/2016, 06/30/2020, 06/30/2021)																		
108290	HÄMEENLINNA/LIINUT	05/10/2010	Active	25	2	1	1	4.17%	25	7	0			N		0		\$156.07
Exc Award (06/30/2017, 06/30/2018, 06/30/2020)																		
98771	HÄMEENLINNA/LINNATTARET	03/15/2007	Active	14	0	0	0	0.00%	14		0				M,VP,SC	1		
41038	HÄMEENLINNA/TAWASTI	03/09/1982	Active	56	4	3	1	1.82%	55	25	2			N		0		\$1,431.12
Exc Award (06/30/2019, 06/30/2020)																		
20464	HÄMEENLINNA/WANAJA	04/15/1966	Active	24	0	1	-1	-4.00%	25	8	0			N	M	1		
20466	HAUHO	05/11/1964	Active	22	2	0	2	10.00%	20		5		2		VP	17		
20465	HAUSJÄRVI	02/16/1965	Active	16	0	1	-1	-5.88%	17	11	1			N	SC	24+		
110325	HAUSJÄRVI/HELMI	02/14/2011	Active	21	2	0	2	10.53%	19		0			N	M,SC	13		
47520	HAUSJÄRVI/LUKOT	06/23/1987	Active	30	0	0	0	0.00%	30		13			R	M,SC	2		
20468	HOLLOLA	10/27/1966	Active	30	1	3	-2	-6.25%	32	26	1			N	M,SC	0		\$626.93
54628	HOLLOLA/KAPATUOSIO	06/21/1993	Active	31	4	1	3	10.71%	28	19	0			N	SC	0		\$517.05
Exc Award (06/30/2018, 06/30/2019)																		
20469	HYVINKÄÄ	04/16/1955	Active	14	0	0	0	0.00%	14		3		2	R	M,SC	5		\$156.19



Club Health Assessment for District 107 C through May 2025

			Status	Membership							Reports					Finance	LCIF
Club Number	Club Name	Charter Date		Current Member Count	YTD Members Added	YTD Members Dropped	YTD Net Growth	YTD Net Growth%	Member Count 12 Months Ago	Avg. length of service for dropped members	Months Since Last MMR ***	Yrs. Since Last Officer Report	President Rotation	Vice President Reported ****	Months Since Last Activity Report ***	Account Balance	Donations for current Fiscal Year
			Number of times on status quo within last two years	If below 15 members appears				If net loss is greater than 20% appears			If no report in 3 months appears in	When more than one year appears in	Number of repeat terms	Notes the officers that do not have an active	If no report at 12 months appears in red		
52328	HYVINKÄÄ/HÖFFINGA	12/17/1991	Active	28	1	1	0	0.00%	29	33	0		2	N	SC	0	
Exc Award (06/30/2018, 06/30/2019)																	
52394	HYVINKÄÄ/PAAVOLA	01/10/1992	Active	22	2	0	2	10.00%	20		0			R		12	\$26.12
49600	HYVINKÄÄ/PUOLIMATKA	06/12/1989	Active	29	3	0	3	11.54%	27		3			N		3	
20470	HYVINKÄÄ/SVEITSI	11/12/1968	Active	21	0	2	-2	-8.70%	23	49	8			N		1	\$312.15
38078	HYVINKÄÄ/VIERTOLA	02/14/1980	Active	24	0	0	0	0.00%	24		4		2	R		7	\$783.00
85980	JANAKKALA/IDAT	03/24/2005	Active	22	4	0	4	22.22%	20		4			N		0	\$162.05
Exc Award (06/30/2016, 06/30/2019)																	
20498	JANAKKALA/TURENKI	02/07/1962	Active	36	0	1	-1	-2.70%	39	46	0			N	SC	3	
20471	JÄRVENPÄÄ	05/24/1957	Active	14	0	1	-1	-6.67%	15	36	0			R	M	19	\$1,561.93
56645	JÄRVENPÄÄ/AINOT	03/14/1995	Active	26	3	3	0	0.00%	26	3	0			N	SC	0	\$52.06
Exc Award (06/30/2020)																	
44456	JÄRVENPÄÄ/JEAN SIBELIUS	12/26/1984	Active	44	7	4	3	7.32%	41	22	0			N		5	\$324.10
Exc Award (06/30/2020, 06/30/2023)																	
62466	JÄRVENPÄÄ/VENNYT JA JUSSIT	11/03/1999	Active	25	2	0	2	8.70%	24		0		2	N	M,SC	19	\$312.39
20473	JOKELA	10/22/1964	Active	21	1	1	0	0.00%	21	11	0		2	N	SC	2	
Exc Award (06/30/2018)																	
20476	KARKKILA	02/07/1956	Active	26	3	4	-1	-3.70%	27	39	0			N	M,SC	0	
20475	KÄRKÖLÄ	05/23/1966	Active	33	5	2	3	10.00%	34	10	0			N	SC	1	\$1,248.58
Exc Award (06/30/2018)																	
47258	KELLOKOSKI	04/24/1987	Active	15	0	3	-3	-16.67%	18	21	0		2	R		17	
98466	KELLOKOSKI/ANNAT	02/01/2007	Active	20	2	0	2	11.11%	17		0		2	R		2	\$324.10
Exc Award (06/30/2023)																	
20477	KERAVA	12/04/1961	Active	26	1	0	1	4.00%	25		0				M,VP,SC	6	\$780.37
31759	KERAVA/KIVI	02/25/1976	Active	22	0	0	0	0.00%	22		0		2	N	M,SC	17	\$1,960.73
20478	KLAUKKALA	06/28/1972	Active	29	2	1	1	3.57%	28	53	1			R	M,SC	13	\$468.22
108039	KLAUKKALA/LEAT	04/09/2010	Active	27	8	1	7	35.00%	20	8	0				VP,SC	0	



Club Health Assessment for District 107 C through May 2025

			Status	Membership							Reports					Finance		LCIF
Club Number	Club Name	Charter Date		Current Member Count	YTD Members Added	YTD Members Dropped	YTD Net Growth	YTD Net Growth%	Member Count 12 Months Ago	Avg. length of service for dropped members	Months Since Last MMR ***	Yrs. Since Last Officer Report	President Rotation	Vice President Reported ****	Months Since Last Activity Report ***	Account Balance	Donations for current Fiscal Year	
			Number of times on status quo within last two years	If below 15 members appears				If net loss is greater than 20% appears			If no report in 3 months appears in	When more than one year appears in	Number of repeat terms	Notes the officers that do not have an active	If no report at 12 months red			
20670	KUHMOINEN	12/21/1961	Active	19	0	2	-2	-9.52%	21	15	0		2	N	M	21		
20479	LAHTI	12/02/1953	Active	15	0	2	-2	-11.76%	19	9	0			N	SC	0		
53888	LAHTI/ANKKURIT	12/10/1992	Active	19	3	0	3	18.75%	17		0			N	SC	0		\$625.61
	Exc Award (06/30/2023)																	
20481	LAHTI/LAUNE	06/24/1971	Active	29	5	0	5	20.83%	24		1			IP	M,SC	0		\$522.44
	Exc Award (06/30/2024)																	
33442	LAHTI/MASTO	03/16/1977	Active	14	0	0	0	0.00%	14		4		6	R	M,SC	24+		
65206	LAHTI/VELLAMOT	04/09/2002	Active	17	1	1	0	0.00%	17	6	4		2	R		1		\$197.84
20485	LAHTI/VESIJÄRVI	04/19/1956	Active	21	1	2	-1	-4.55%	23	44	0			N	M,SC	8		
20487	LAMMI	04/25/1958	Active	24	1	0	1	4.35%	24		0			N		0	90+ Days	\$156.19
20488	LOPPI	08/15/1965	Active	22	2	3	-1	-4.35%	23	11	0			N	M,SC	0		
109145	LOPPI/MAIJASTIINAT	09/07/2010	Active	24	2	0	2	9.09%	21		0			N		12		\$412.05
	Exc Award (06/30/2019, 06/30/2020)																	
35791	LOPPI/MARSKI	06/13/1978	Active	26	1	0	1	4.00%	25		3			N	SC	24+		\$104.49
	Exc Award (06/30/2019)																	
20491	NASTOLA	01/27/1966	Active	24	0	0	0	0.00%	24		0		None		P,S,T,M,VP SC	6		
	Exc Award (06/30/2019, 06/30/2021)																	
65451	NASTOLA/HELMET	06/05/2002	Active	20	1	2	-1	-4.76%	21	19	0				M,VP,SC	0		\$156.19
	Exc Award (06/30/2024)																	
20492	NURMIJÄRVI	03/10/1960	Active	12	0	3	-3	-20.00%	15	29	0			N	M,VP,SC	24+		\$624.77
55818	NURMIJÄRVI/KANERVA	06/14/1994	Active	26	3	9	-6	-18.75%	32	24	0			N	SC	13		
	Exc Award (06/30/2023)																	
127820	NURMIJÄRVI/ROCK	06/13/2016	Active	15	2	2	0	0.00%	15	6	1			N	M,SC	0		
	Exc Award (06/30/2021)																	
20489	ORIMATTILA	09/27/1960	Cancelled(6*)	0	0	0	0	0.00%	13		6	1	None		P,S,T,M,VP SC	17		
	Exc Award (06/30/2019)																	
118492	ORIMATTILA/LEONAT	12/19/2012	Active	15	0	0	0	0.00%	15		0		2	N	SC	0		\$624.77
	Exc Award (06/30/2019, 06/30/2020)																	



Club Health Assessment for District 107 C through May 2025

			Status	Membership							Reports					Finance		LCIF
Club Number	Club Name	Charter Date		Current Member Count	YTD Members Added	YTD Members Dropped	YTD Net Growth	YTD Net Growth%	Member Count 12 Months Ago	Avg. length of service for dropped members	Months Since Last MMR ***	Yrs. Since Last Officer Report	President Rotation	Vice President Reported ****	Months Since Last Activity Report ***	Account Balance	Donations for current Fiscal Year	
			Number of times on status quo within last two years	If below 15 members appears				If net loss is greater than 20% appears			If no report in 3 months appears in	When more than one year appears in	Number of repeat terms	Notes the officers that do not have an active	If no report at 12 months appears in red			
20490	ORIMATTILA/VILJAMAA	05/10/1966	Active	20	3	2	1	5.26%	19	7	1		3	N	SC	1	\$1,468.58	
20681	PADASJOKI	12/04/1961	Active	36	1	2	-1	-2.70%	37	19	1				S,M,VP,SC	14	\$469.65	
Exc Award (06/30/2019)																		
20467	PAROLA	12/01/1967	Active	11	0	0	0	0.00%	11		13			N		17		
82746	PAROLA/FREDRIKAT	06/23/2004	Active	9	0	0	0	0.00%	9		1			N	T,M,SC	0		
Exc Award (06/30/2016)																		
20493	PUSULA	04/08/1970	Active	24	4	4	0	0.00%	24	36	1			N		19	\$1,358.34	
41196	RAJAMÄKI	04/28/1982	Active	14	0	2	-2	-12.50%	16	15	0			N	M,SC	0		
20494	RIIHIMÄKI	09/15/1954	Active	41	4	1	3	7.89%	38	34	0			N		24+	\$313.46	
Exc Award (06/30/2017)																		
55230	RIIHIMÄKI/KRISTALLI	01/19/1994	Active	15	1	3	-2	-11.76%	18	3	0			N	M	0	\$706.19	
119419	RIIHIMÄKI/MIXED	05/21/2013	Active	12	0	0	0	0.00%	14		0			N	M,SC	17		
20495	RIIHIMÄKI/URAMO-KARA	11/10/1965	Active	33	0	0	0	0.00%	34		0			N	SC	1		
44457	SALPAKANGAS	12/26/1984	Active	23	1	0	1	4.55%	22		6			N		24+		
20496	TAMMELA	01/23/1964	Active	27	2	0	2	8.00%	26		3			N		23	\$1,724.05	
Exc Award (06/30/2024)																		
20497	TERVAKOSKI	12/28/1956	Active	16	0	2	-2	-11.11%	18	8	0			N	SC	24+	\$156.73	
20499	TUULOS	01/22/1973	Active	42	0	0	0	0.00%	41		0			N	SC	17	\$156.07	
Exc Award (06/30/2018, 06/30/2019)																		
20500	TUUSULA	11/26/1957	Active	33	0	1	-1	-2.94%	34	6	10			N	M,SC	24		
54264	TUUSULA/HYRYLÄ	03/24/1993	Active	20	1	0	1	5.26%	19		1			N		15	\$468.58	
31042	TUUSULANJÄRVI	06/30/1975	Active	8	0	5	-5	-38.46%	13	11	3		None	N	P,T,SC	24+		
20501	VIHTI	11/03/1960	Active	36	4	1	3	9.09%	35	11	0			N		0	\$611.14	
Exc Award (06/30/2021)																		

Clubs Cancelled Previous Fiscal Year – Clubs Cancelled within last 12 months may be reinstated

Club Number	Club Name	Charter Date	Current Status*	Cancellation Date
-------------	-----------	--------------	-----------------	-------------------



Club Health Assessment for District 107 C through May 2025

			Status		Membership							Reports					Finance		LCIF	
Club Number	Club Name	Charter Date			Current Member Count	YTD Members Added	YTD Members Dropped	YTD Net Growth	YTD Net Growth%	Member Count 12 Months Ago	Avg. length of service for dropped members	Months Since Last MMR ***	Yrs. Since Last Officer Report	President Rotation	Vice President Reported ****	Months Since Last Activity Report ***	Account Balance	Donations for current Fiscal Year		
			Number of times on status quo within last two years		If below 15 members appears				If net loss is greater than 20% appears			If no report in 3 months appears in	When more than one year appears in	Number of repeat terms	Notes the officers that do not have an active	If no report at 12 months appears in red				
127464	Forssa/Jokivarsi	05/12/2016	Cancelled(8*)		06/29/2024															
Current Total Clubs Count	YTD New Clubs Count	YTD Cancelled Clubs Count	YTD Net Club Gain	Current Total Members Count	YTD Add	YTD Drop	YTD Net Growth	YTD Net Growth %	Member Count 12 Months Ago	Average Member Count Per Club	% of Clubs with less than 20 members	% No MMR in 3 Months	% No Officer Report in 12 Months	% of Clubs with balance 90+ days	Number of Clubs in Status Quo	% Status Quo Clubs in Financial Suspension	Number of Cancelled Clubs	Average Cancelled Club Age	Members Lost Due to Cancellation	% of Clubs Cancelled for Non-Financial Reasons
74	0	1	-1	1,756	108	94	14	0.80%	1,776	24	28%	24%	0%	1%	0	0%	1	72	0	0%

* - P - Priority Club. Cancellation Reasons: 1-Objectives/conduct, 2-Non-active club, 5-Non-existing club, 6-Disbanding, 7-Merger, 8-Financial Suspension, 9-District/Multiple District Dues.

** - Abbreviation: P-President, S-Secretary, T-Treasurer, M-Member Chairperson, VP-First Vice President, MC-Communications Chairperson, SC-Service Chairperson

*** - Abbreviation: N/R - Never reported using the Lions Clubs website, N/A - Not applicable, No password registered for the Lions Clubs website.

**** - Abbreviation: N - New, IP - Immediate Past, R - Repeat.



Club Health Assessment for District 107 D through May 2025

			Status	Membership							Reports					Finance		LCIF
Club Number	Club Name	Charter Date		Current Member Count	YTD Members Added	YTD Members Dropped	YTD Net Growth	YTD Net Growth%	Member Count 12 Months Ago	Avg. length of service for dropped members	Months Since Last MMR ***	Yrs. Since Last Officer Report	President Rotation	Vice President Reported ****	Months Since Last Activity Report ***	Account Balance	Donations for current Fiscal Year	
			Number of times on status quo within last two years	If below 15 members appears				If net loss is greater than 20% appears			If no report in 3 months appears in	When more than one year appears in	Number of repeat terms	Notes the officers that do not have an active	If no report at 12 months appears in red			
Clubs more than two years old																		
31949	ELIMÄKI/RATSU	03/25/1976	Active	9	0	0	0	0.00%	9		1		6	R	M,SC	24+		
20505	HAMINA	07/09/1954	Active	43	2	0	2	4.88%	42		0			N	SC	7	\$520.64	
28056	HAMINA/BASTIONI	02/28/1974	Active	34	3	6	-3	-8.11%	37	27	0		2	N	M,SC	8	\$364.45	
67609	HAMINA/VARVARA	04/01/2003	Active	27	4	5	-1	-3.57%	28	14	0			N	M,SC	0		
20797	HAUKIVUORI	09/03/1963	Active	19	1	1	0	0.00%	19	17	0		2		M,VP,SC	4	\$486.15	
20507	HEINOLA	12/06/1955	Active	41	2	1	1	2.50%	40	23	3			N	S,M	12	\$468.58	
20506	HEINOLA/JYRÄNKÖ	10/20/1964	Active	43	0	0	0	0.00%	45		1			N		0	\$1,028.22	
34875	HEINOLA/KAILAS-SILLAT	12/28/1977	Active	29	1	2	-1	-3.33%	31	23	1			N	M,SC	21		
68684	HEINOLA/TÄHDET	04/21/2003	Active	19	3	1	2	11.76%	17	2	0				M,VP,SC	2		
20508	HIRVENSALMI	06/18/1965	Active	14	0	3	-3	-17.65%	17	22	0			N	SC	13		
20509	IMATRA	08/20/1954	Active	43	2	1	1	2.38%	42	0	1			N	SC	12	\$1,093.35	
20511	IMATRA/VUOKSI	11/24/1961	Active	24	0	2	-2	-7.69%	26	2	8			N	S,SC	17		
20513	JAALA	03/29/1967	Active	32	2	1	1	3.23%	31	50	4			N		0	\$312.39	
20514	JOUTSENO	04/11/1956	Active(2)	24	0	2	-2	-7.69%	26	52	0			N		0	\$2,662.47	
20515	JUVA	07/07/1965	Active	18	0	0	0	0.00%	18		0		4	R	SC	5		
125796	JUVA/LUONTERI	09/28/2015	Active	13	0	0	0	0.00%	13		3			R		3	\$336.73	
20516	KAIPAIINEN	06/13/1973	Active	32	1	4	-3	-8.57%	35	10	1				VP	0	\$2,082.56	
Exc Award (06/30/2017, 06/30/2023)																		
58132	KOTKA/KEISARINNA	04/15/1996	Active	21	2	3	-1	-4.55%	23	4	1			N	M,SC	0	\$312.39	
20544	KOTKA/MAININKI	02/28/1973	Active(1)	11	1	3	-2	-15.38%	13	1	0				M,VP,SC	6		
141907	Kouvola	09/02/2020	Active	19	2	1	1	5.56%	18	5	0			N	M,SC	0		
56358	KOUVOLA/IRIS	12/19/1994	Active	18	1	3	-2	-10.00%	22	3	0				M,VP,SC	0		
20524	KOUVOLA/LUKKO	01/08/1971	Active	21	2	0	2	10.53%	19		0			N	M,SC	24+		
105509	KOUVOLA/RITARIT	05/15/2009	Cancelled(6*)	0	0	0	0	0.00%	7		0	1	None		P,S,T,M,VP SC	17		



Club Health Assessment for District 107 D through May 2025

			Status	Membership							Reports					Finance		LCIF
Club Number	Club Name	Charter Date		Current Member Count	YTD Members Added	YTD Members Dropped	YTD Net Growth	YTD Net Growth%	Member Count 12 Months Ago	Avg. length of service for dropped members	Months Since Last MMR ***	Yrs. Since Last Officer Report	President Rotation	Vice President Reported ****	Months Since Last Activity Report ***	Account Balance	Donations for current Fiscal Year	
			Number of times on status quo within last two years	If below 15 members appears				If net loss is greater than 20% appears			If no report in 3 months appears in	When more than one year appears in	Number of repeat terms		Notes the officers that do not have an active	If no report at 12 months appears in red		
20548	KUUSANKOSKI/VOIKKAA	04/10/1962	Active	15	0	0	0	0.00%	15		0		3	R	M,SC	0		
20527	LAPPEENRANTA	08/29/1954	Active	42	1	2	-1	-2.33%	43	12	1			N	SC	1	\$468.58	
36993	LAPPEENRANTA/KANAVA	04/27/1979	Active	21	0	2	-2	-8.70%	23	44	1			N	SC	0	\$100.00	
47333	LAPPEENRANTA/RAKUUNA	05/18/1987	Active	24	2	3	-1	-4.00%	27	14	0			N		0	\$392.39	
20529	LAPPEENRANTA/SAIMAA	10/10/1961	Active	19	1	1	0	0.00%	20	13	0			N	M,SC	0		
67326	LAPPEENRANTA/WEERA	02/19/2003	Active	36	3	6	-3	-7.69%	41	4	4			N	SC	0		
39428	LEMI	02/24/1981	Active	35	2	0	2	6.06%	33		3			N	M,SC	24+	\$156.19	
20531	LUUMÄKI	05/08/1958	Active	9	0	0	0	0.00%	9		12			N	SC	17	\$874.77	
132844	Luumaki Ellen	10/11/2017	Active	24	3	1	2	9.09%	22	7	4			N		6	\$200.00	
43373	LUUMÄKI/UKKO-PEKKA	01/31/1984	Active	26	1	1	0	0.00%	26	41	0			N	T,M,SC	0	\$1,964.58	
20533	MÄNTYHARJU	11/11/1964	Active	46	5	1	4	9.52%	40	38	0			N		0	\$1,113.82	
78695	MIKKELI/NAISVUORI	04/05/2004	Cancelled(6*)	0	0	0	0	0.00%	12		10	1	None		P,S,T,M,VP SC	12		
50995	MIKKELI/PÄÄMAJA	10/15/1990	Active	7	0	2	-2	-22.22%	9	13	0		3	N	SC	24+		
20534	MIKKELI/PORRASSALMI	03/03/1965	Active	17	0	4	-4	-19.05%	21	33	1			R	M,SC	2		
20537	MIKKELI/SAVON-JOUSI	04/02/1970	Active	11	0	3	-3	-21.43%	14	34	0		2	R	M	24	\$468.22	
20538	MYLLYKOSKI	11/22/1967	Active	20	3	2	1	5.26%	19	33	0				M,VP,SC	0	\$156.73	
41197	NUIJAMAA	04/29/1982	Active	10	0	2	-2	-16.67%	13	32	6			N	SC	0		
40897	OTAVA	02/17/1982	Active	26	6	1	5	23.81%	21	3	1			N	SC	24+		
124289	OTAVA/HELMI	03/06/2015	Active	17	1	0	1	6.25%	17		0			N	SC	24+		
20540	PERTUNMAA	04/16/1970	Active	12	2	3	-1	-7.69%	13	22	2			R	M,SC	0	\$1,000.00	
30278	PUUMALA	02/28/1975	Active	19	3	3	0	0.00%	19	28	0			N	SC	0		
20545	RISTIINA	11/26/1973	Active(1)	23	3	2	1	4.55%	23	16	0			N	M,SC	0		
33362	RUOKOLAHTI	02/03/1977	Active(1)	16	1	1	0	0.00%	16	15	3			N		24+		
20546	SAVITAIPALE	12/10/1966	Active	23	1	1	0	0.00%	25	19	0			N	SC	0	\$462.15	
20728	SIMPELE	03/11/1969	Active	28	0	0	0	0.00%	28		8			N		8	\$324.10	



Club Health Assessment for District 107 D through May 2025

Club Number	Club Name	Charter Date	Status	Membership							Reports					Finance	LCIF
				Current Member Count	YTD Members Added	YTD Members Dropped	YTD Net Growth	YTD Net Growth%	Member Count 12 Months Ago	Avg. length of service members	Months Since Last MMR ***	Yrs. Since Last Officer Report	President Rotation	Vice President Reported ****	Months Since Last Activity Report ***	Account Balance	Donations for current Fiscal Year
			Number of times on status quo within last two years	If below 15 members appears				If net loss is greater than 20% appears			If no report in 3 months appears	When more than one year appears in	Number of repeat terms	Notes the officers that do not have an active	If no report at 12 months appears in red		
30374	TAIPALSAARI	03/12/1975	Active	18	0	0	0	0.00%	18		11			N	M,SC	17	\$324.10
	Exc Award (06/30/2023)																
20547	VALKEALA	03/17/1965	Active	19	1	2	-1	-5.00%	20	39	1			N	M	0	\$468.58
	Exc Award (06/30/2023)																
39429	VALKEALA/VEKARA	02/09/1981	Active(1)	25	0	1	-1	-3.85%	26	19	4			N	M,SC	24+	
32235	VIROLAHTI-MIEHIKKÄLÄ	05/11/1976	Active	22	0	4	-4	-15.38%	26	19	8				M,VP,SC	1	\$280.00

Clubs Cancelled Previous Fiscal Year – Clubs Cancelled within last 12 months may be reinstated

Club Number	Club Name	Charter Date	Current Status*	Cancellation Date
20518	KARHULA	01/24/1954	Cancelled(6*)	06/29/2024
20519	KAUSALA	11/09/1962	Cancelled(6*)	06/29/2024
45150	KOUVOLA/HANSA	06/03/1985	Cancelled(6*)	05/29/2024

Current Total Clubs Count	YTD New Clubs Count	YTD Cancelled Clubs Count	YTD Net Club Gain	Current Total Members Count	YTD Add	YTD Drop	YTD Net Growth	YTD Net Growth %	Member Count 12 Months Ago	Average Member Count Per Club	% of Clubs with less than 20 members	% No MMR in 3 Months	% No Officer Report in 12 Months	% of Clubs with balance 90+ days	Number of Clubs in Status Quo	% Status Quo Clubs in Financial Suspension	Number of Cancelled Clubs	Average Cancelled Club Age	Members Lost Due to Cancellation	% of Clubs Cancelled for Non-Financial Reasons
50	0	2	-2	1,164	68	87	-19	-1.61%	1,217	23	44%	28%	0%	0%	0	0%	2	103	0	100%

* - P - Priority Club. Cancellation Reasons: 1-Objectives/conduct, 2-Non-active club, 5-Non-existing club, 6-Disbanding, 7-Merger, 8-Financial Suspension, 9-District/Multiple District Dues.

** - Abbreviation: P-President, S-Secretary, T-Treasurer, M-Member Chairperson, VP-First Vice President, MC-Communications Chairperson, SC-Service Chairperson

*** - Abbreviation: N/R - Never reported using the Lions Clubs website, N/A - Not applicable, No password registered for the Lions Clubs website.

**** - Abbreviation: N - New, IP - Immediate Past, R - Repeat.



Club Health Assessment for District 107 E through May 2025

			Status	Membership							Reports					Finance		LCIF
Club Number	Club Name	Charter Date		Current Member Count	YTD Members Added	YTD Members Dropped	YTD Net Growth	YTD Net Growth%	Member Count 12 Months Ago	Avg. length of service for dropped members	Months Since Last MMR ***	Yrs. Since Last Officer Report	President Rotation	Vice President Reported ****	Months Since Last Activity Report ***	Account Balance	Donations for current Fiscal Year	
			Number of times on status quo within last two years	If below 15 members appears				If net loss is greater than 20% appears			If no report in 3 months appears in	When more than one year appears in	Number of repeat terms	Notes the officers that do not have an active	If no report at 12 months appears in red			
Clubs more than two years old																		
20583	AKAA/DYNAMO	03/26/1963	Active	8	0	2	-2	-20.00%	10	9	1		2	M,VP	1			
20549	HÄMEENKYRÖ	11/27/1957	Active	16	0	0	0	0.00%	16		8			N	M	11	\$80.83	
111305	HÄMEENKYRÖ/KYRÖTTÄRET	06/08/2011	Active	16	0	4	-4	-20.00%	20	7	0			N	M	1	\$104.31	
Exc Award (06/30/2017)																		
20551	HUMPPILA	12/16/1966	Active	23	2	1	1	4.55%	22	53	0			N		0	\$116.20	
20552	IKAALINEN	05/26/1959	Active	13	0	0	0	0.00%	13		13		2	N		2		
20553	IKAALINEN/KYRÖSJÄRVI	06/23/1972	Active	20	0	1	-1	-4.76%	21	41	0			N	SC	8		
20658	JUUPAJOKI	02/11/1962	Active(1)	22	0	0	0	0.00%	22		14		2	N		6	\$111.14	
20555	KANGASALA	02/18/1963	Active(1)	22	0	0	0	0.00%	22		13			N	M	1	\$835.90	
37849	KANGASALA/HARJULA	12/26/1979	Active(1)	23	0	2	-2	-8.00%	25	15	2			N	SC	5	\$20.00	
20556	KANGASALA/ROINE	04/09/1973	Active	30	0	0	0	0.00%	30		13			N	VP	11		
20557	KARKKU	12/13/1961	Active	28	1	0	1	3.70%	27		5			N		0		
20558	KIHNIÖ	03/18/1964	Active	13	3	0	3	30.00%	10		3			N	M,SC	7	\$728.58	
46850	KUHMALAHTI	01/29/1987	Active	11	0	1	-1	-8.33%	12	12	0		6	R	M	17		
20559	KURU	11/17/1954	Active	35	2	3	-1	-2.78%	38	34	0		2	R	M	5		
48664	KYLMÄKOSKI	06/01/1988	Active	13	1	2	-1	-7.14%	15	25	0			N	M	3		
30372	LÄNGELMÄKI	03/12/1975	Active	31	0	1	-1	-3.13%	32	50	3			N	M,SC	3	\$312.39	
20560	LEMPÄÄLÄ	09/11/1956	Active	36	1	0	1	2.86%	35		3			N		0	\$1,738.89	
Exc Award (06/30/2018)																		
122331	LEMPÄÄLÄ/BIRGITTA	05/27/2014	Active	9	1	3	-2	-18.18%	11	11	0				VP,SC	1	\$211.64	
20561	LEMPÄÄLÄ/KANAVA	06/22/1965	Active	23	0	2	-2	-8.00%	25	33	1		5	N		3	\$122.84	
130693	LEMPÄÄLÄ/KIPINÄ	04/25/2017	Active	29	2	3	-1	-3.33%	30	7	2			N		0	\$202.08	
Exc Award (06/30/2018, 06/30/2023)																		
67687	LEMPÄÄLÄ/SÄÄKSJÄRVI	04/08/2003	Active	19	0	1	-1	-5.00%	21	14	6			N		0	\$96.50	
Exc Award (06/30/2018, 06/30/2023)																		




Club Health Assessment for District 107 E through May 2025

			Status	Membership						Reports					Finance		LCIF	
Club Number	Club Name	Charter Date		Current Member Count	YTD Members Added	YTD Members Dropped	YTD Net Growth	YTD Net Growth%	Member Count 12 Months Ago	Avg. length of service for dropped members	Months Since Last MMR ***	Yrs. Since Last Officer Report	President Rotation	Vice President Reported ****	Months Since Last Activity Report ***	Account Balance	Donations for current Fiscal Year	
			Number of times on status quo within last two years	If below 15 members appears				If net loss is greater than 20% appears			If no report in 3 months appears in	When more than one year appears in	Number of repeat terms	Notes the officers that do not have an active	If no report at 12 months appears in red			
32820	LUOPIOINEN	10/05/1976	Active	21	4	0	4	23.53%	16		0			N	11	90+ Days		
20562	MOUHIJÄRVI	05/13/1963	Active	26	3	1	2	8.33%	24	62	2		2	N	M,SC		11	\$746.02
57509	NOKIA/LOTUS	11/27/1995	Active	14	2	1	1	7.69%	13	2	3			N	M,SC		6	
20564	ORIVESI	01/20/1957	Active	22	0	1	-1	-4.35%	23	38	1			N			1	\$117.73
43512	ORIVESI/ISOMAKKARA	02/27/1984	Active	24	0	1	-1	-4.00%	25	7	4			N	M,SC		0	
20566	PÄLKÄNE	03/23/1955	Active	32	2	0	2	6.67%	33		6			N	SC		6	
20567	PARKANO	04/29/1963	Active	18	0	2	-2	-10.00%	20	23	4				M,VP		5	\$312.39
45793	PIRKKALA/NAISTENMATKA	02/03/1986	Active	13	1	1	0	0.00%	13	39	1			N	M,SC		3	\$65.68
125061	PIRKKALA/PIRKATTARET	06/23/2015	Active	22	4	3	1	4.76%	21	6	0			N			0	
Exc Award (06/30/2019)																		
20570	RUOVESI	01/27/1960	Active	29	2	1	1	3.57%	28	19	2			N		5	\$304.02	
20571	SAHALAHTI	04/02/1970	Active	12	1	0	1	9.09%	11		3		2	R	M,SC	1		
20914	SASTAMALA/VAMMALA	11/19/1959	Active	36	2	0	2	5.88%	32		0			N		0		
20572	SIURO	01/31/1957	Active	18	0	0	0	0.00%	20		7			R	M,SC	1		
39895	SUODENNIEMI	05/27/1981	Active	26	0	0	0	0.00%	26		14			N	P,M,SC	11		
Exc Award (06/30/2023)																		
20573	TAMPERE	11/09/1953	Active	15	3	1	2	15.38%	14	51	1				M,VP,SC	0	\$938.32	
20574	TAMPERE/AMURI	11/22/1968	Active	21	0	2	-2	-8.70%	24	19	0			N		0	\$1,053.36	
Exc Award (06/30/2016)																		
60076	TAMPERE/HÄMEENSILTA	11/06/1997	Active	18	1	1	0	0.00%	18	22	0		2	R		1		
20575	TAMPERE/HARJU	02/18/1969	Active	18	1	3	-2	-10.00%	20	25	0			N		0	\$2,264.95	
33363	TAMPERE/HERVANTA	02/14/1977	Active	20	0	2	-2	-9.09%	22	28	0			R	SC	0	\$106.09	
Exc Award (06/30/2017, 06/30/2018)																		
32104	TAMPERE/KAAKINMAA	04/20/1976	Active	12	1	3	-2	-14.29%	15	8	0			N	M,SC	0	\$174.91	
Exc Award (06/30/2023)																		
20579	TAMPERE/KAUKAJÄRVI	05/22/1972	Active	22	1	4	-3	-12.00%	25	3	0			N	M,SC	0	\$1,770.05	



Club Health Assessment for District 107 E through May 2025

			Status	Membership							Reports					Finance	LCIF
Club Number	Club Name	Charter Date		Current Member Count	YTD Members Added	YTD Members Dropped	YTD Net Growth	YTD Net Growth%	Member Count 12 Months Ago	Avg. length of service for dropped members	Months Since Last MMR ***	Yrs. Since Last Officer Report	President Rotation	Vice President Reported ****	Months Since Last Activity Report ***	Account Balance	Donations for current Fiscal Year
			Number of times on status quo within last two years	If below 15 members appears				If net loss is greater than 20% appears			If no report in 3 months appears in	When more than one year appears in	Number of repeat terms	Notes the officers that do not have an active	If no report at 12 months appears in red		
38978	TAMPERE/KOIVISTONKYLÄ	10/28/1980	Active	11	0	2	-2	-15.38%	13	36	1			N	3		\$533.90
54999	TAMPERE/KÖYHÄT RITARIT	10/26/1993	Active	0	0	11	-11	-100.00%	11	18	0		None	P,S,T,M,VP SC	13		
49851	TAMPERE/LASSINLINNA	09/19/1989	Active	21	0	0	0	0.00%	21		13			N	0		
52165	TAMPERE/NAISTENLAHTI	11/19/1991	Active	9	0	0	0	0.00%	9		4		2	R	0		\$253.73
53706	TAMPERE/NÄSINNEULA	09/25/1992	Active	22	3	1	2	10.00%	20	31	0		2	R	0		
	Exc Award (06/30/2017)																
45151	TAMPERE/PIRKANMAA	06/10/1985	Active	8	0	0	0	0.00%	8		11		3	R	SC	18	
99669	TAMPERE/RUOTU	06/18/2007	Active	14	1	1	0	0.00%	14	18	4			N	SC	1	\$232.78
	Exc Award (06/30/2018)																
50929	TAMPERE/SIILINKARI	09/14/1990	Active	14	0	0	0	0.00%	14		12			N	0		\$237.96
56527	TAMPERE/WIVI LÖNN	02/10/1995	Active	15	0	1	-1	-6.25%	16	11	0			N	0		\$595.78
20587	TEISKO	12/01/1961	Active	39	2	1	1	2.63%	39	29	0			R	M,SC	12	
20588	TOIJALA	11/03/1955	Active	27	0	1	-1	-3.57%	28	9	5			N	SC	5	\$136.40
20589	TOIJALA/AKAA	05/10/1973	Active	42	2	4	-2	-4.55%	45	8	0		None	N	P	0	\$511.85
	Exc Award (06/30/2021)																
78170	TOIJALA/ARVO YLPPÖ	01/30/2004	Active	29	1	2	-1	-3.33%	30	10	0				VP	0	\$151.68
20590	URJALA	12/01/1967	Active	27	1	2	-1	-3.57%	28	31	3				T,VP,SC	4	\$148.44
111421	URJALA/LINNATTARET	06/21/2011	Active	17	1	0	1	6.25%	16		4		2	R	10		
20591	VALKEAKOSKI	04/05/1955	Active	0	0	15	-15	-100.00%	15	34	0		None	P,S,T,M,VP SC	14		\$202.76
20592	VALKEAKOSKI/APIA	04/09/1973	Active	26	4	3	1	4.00%	25	51	0		2	R	SC	5	90+ Days
105545	VALKEAKOSKI/RAPOLA	05/20/2009	Active	17	0	0	0	0.00%	17		14			N	M,SC	1	\$254.19
20593	VALKEAKOSKI/SÄÄKSMÄKI	03/06/1964	Active	30	1	0	1	3.45%	31		6		2	N	2		
43513	VESILAHTI/KURJET	02/02/1984	Active	29	0	2	-2	-6.45%	31	16	1			N	M	0	\$146.62
20594	VIIALA	05/04/1962	Active	22	2	0	2	10.00%	21		0			N	M,SC	0	\$959.87
47091	VILJAKKALA	03/27/1987	Active	18	0	1	-1	-5.26%	19	38	4			N	M,SC	15	\$624.29
20595	VIRRAT	01/16/1965	Active	19	1	3	-2	-9.52%	22	12	2			N	1		\$312.39



Club Health Assessment for District 107 E through May 2025

			Status		Membership						Reports					Finance		LCIF		
Club Number	Club Name	Charter Date		Current Member Count	YTD Members Added	YTD Members Dropped	YTD Net Growth	YTD Net Growth%	Member Count 12 Months Ago	Avg. length of service for members	Months Since Last MMR ***	Yrs. Since Last Officer Report	President Rotation	Vice President Reported ****	Months Since Last Activity Report ***	Account Balance	Donations for current Fiscal Year			
			Number of times on status quo within last two years	If below 15 members appears				If net loss is greater than 20% appears			If no report in 3 months appears in	When more than one year appears in	Number of repeat terms	Notes the officers that do not have an active	If no report at 12 months appears in red					
59253	VIRRAT/TARJANNE	03/17/1997	Active	20	1	0	1	5.26%	19		4			N	SC	0	\$257.23			
88302	YLÖJÄRVI/HELMİ	05/17/2005	Cancelled(6*)	0	0	0	0	0.00%	5		11	1	None		P,S,T,M,VP SC	24+				
32236	YLÖJÄRVI/KEIJÄRVI	05/05/1976	Active	18	3	2	1	5.88%	18	6	3				M,VP,SC	15				
Current Total Clubs Count	YTD New Clubs Count	YTD Cancelled Clubs Count	YTD Net Club Gain	Current Total Members Count	YTD Add	YTD Drop	YTD Net Growth	YTD Net Growth %	Member Count 12 Months Ago	Average Member Count Per Club	% of Clubs with less than 20 members	% No MMR in 3 Months	% No Officer Report in 12 Months	% of Clubs with balance 90+ days	Number of Clubs in Status Quo	% Status Quo Clubs in Financial Suspension	Number of Cancelled Clubs	Average Cancelled Club Age	Members Lost Due to Cancellation	% of Clubs Cancelled for Non-Financial Reasons
67	0	1	-1	1,373	64	105	-41	-2.90%	1,435	20	46%	45%	0%	3%	0	0%	1	19	0	100%

* - P - Priority Club. Cancellation Reasons: 1-Objectives/conduct, 2-Non-active club, 5-Non-existing club, 6-Disbanding, 7-Merger, 8-Financial Suspension, 9-District/Multiple District Dues.

** - Abbreviation: P-President, S-Secretary, T-Treasurer, M-Member Chairperson, VP-First Vice President, MC-Communications Chairperson, SC-Service Chairperson

*** - Abbreviation: N/R - Never reported using the Lions Clubs website, N/A - Not applicable, No password registered for the Lions Clubs website.

**** - Abbreviation: N - New, IP - Immediate Past, R - Repeat.



Club Health Assessment for District 107 F through May 2025

			Status	Membership							Reports					Finance		LCIF
Club Number	Club Name	Charter Date		Current Member Count	YTD Members Added	YTD Members Dropped	YTD Net Growth	YTD Net Growth%	Member Count 12 Months Ago	Avg. length of service for dropped members	Months Since Last MMR ***	Yrs. Since Last Officer Report	President Rotation	Vice President Reported ****	Months Since Last Activity Report ***	Account Balance	Donations for current Fiscal Year	
			Number of times on status quo within last two years	If below 15 members appears				If net loss is greater than 20% appears			If no report in 3 months appears in	When more than one year appears in	Number of repeat terms		Notes the officers that do not have an active	If no report at 12 months appears in red		
Clubs more than two years old																		
32745	ÄHTÄRI/OULUVESI	09/22/1976	Active	20	0	1	-1	-4.76%	21	12	7			N	3			
20599	ALAHÄRMÄ	10/11/1961	Active	33	2	1	1	3.13%	32	19	1			N	6		\$1,561.93	
20650	ALAJÄRVI/JÄRVISEUTU	02/26/1960	Active	31	1	2	-1	-3.13%	32	46	1			N	SC	12	\$1,312.39	
20651	ALAVUS	03/06/1964	Active	24	0	1	-1	-4.00%	27	30	0		3	N	SC	24+		
20597	EVIJÄRVI	10/17/1963	Active	35	3	2	1	2.94%	34	34	0			N	T,M,SC	1		
20600	ILMAJOKI	02/25/1964	Active	18	0	2	-2	-10.00%	20	33	3		2	N	M,SC	7		
44303	ILMAJOKI/ILKKA	10/31/1984	Active	36	1	5	-4	-10.00%	40	15	0			N	M	13	\$1,393.35	
67723	ILMAJOKI/VILJAT	04/11/2003	Active	22	0	0	0	0.00%	22		1			N	M,SC	5		
20601	ISOJOKI	04/05/1963	Active	34	0	1	-1	-2.86%	35	16	3			N	SC	13	\$486.14	
Exc Award (06/30/2024)																		
20602	ISOKYRÖ	05/05/1960	Active	39	0	0	0	0.00%	40		4			N		10		
20554	JALASJÄRVI	01/19/1960	Active	24	0	0	0	0.00%	24		1			N	M,SC	2	\$312.39	
63089	JALASJÄRVI/LIISAT	04/24/2000	Active	29	3	1	2	7.41%	27	4	6				VP	12	\$156.19	
20606	JURVA	04/25/1963	Active	21	0	2	-2	-8.70%	23	40	5				M,VP,SC	24+		
30610	KASKINEN-KASKÖ	04/11/1975	Active	15	0	0	0	0.00%	15		18			N	M,SC	20	\$468.58	
20610	KAUHAJOKI	12/30/1963	Active	24	3	2	1	4.35%	23	20	0			N	SC	13	\$937.16	
20608	KAUHAJOKI/ARO	06/30/1972	Active	18	0	2	-2	-10.00%	20	37	0			N	S	8	\$1,041.28	
61445	KAUHAJOKI/KATRILLI	01/20/1999	Active	22	0	0	0	0.00%	22		13			N	SC	1	\$52.24	
41534	KAUHAJOKI/PÄNTÄNE	06/18/1982	Active	18	0	0	0	0.00%	18		1				M,VP,SC	2	\$312.92	
20611	KAUHAVA	06/13/1956	Active	14	0	3	-3	-17.65%	17	43	5		3	N	SC	24+		
44304	KAUHAVA/HELAHOITO	10/15/1984	Active	18	0	0	0	0.00%	18		13			N	SC	12	\$1,677.92	
Exc Award (06/30/2018)																		
67352	KAUHAVA/ILMATAR	02/21/2003	Active	29	1	2	-1	-3.33%	30	13	4			IP	SC	0	\$156.19	
20615	KORSNÄS	03/20/1967	Active	16	0	1	-1	-5.88%	17	7	4			N	M,SC	13		



Club Health Assessment for District 107 F through May 2025

			Status	Membership							Reports					Finance		LCIF
Club Number	Club Name	Charter Date		Current Member Count	YTD Members Added	YTD Members Dropped	YTD Net Growth	YTD Net Growth%	Member Count 12 Months Ago	Avg. length of service for dropped members	Months Since Last MMR ***	Yrs. Since Last Officer Report	President Rotation	Vice President Reported ****	Months Since Last Activity Report ***	Account Balance	Donations for current Fiscal Year	
			Number of times on status quo within last two years	If below 15 members appears					If net loss is greater than 20% appears			If no report in 3 months appears in	When more than one year appears in	Number of repeat terms	Notes the officers that do not have an active	If no report at 12 months appears in red		
20614	KORTESJÄRVI	06/20/1972	Active	25	0	0	0	0.00%	25		0			N	1			
20616	KRISTINESTAD-KRISTIINANK	04/17/1953	Active	22	0	1	-1	-4.35%	23	61	4			N	10		\$520.24	
20671	KUORTANE	02/25/1965	Active	30	2	1	1	3.45%	29	11	0			N	SC	24+		
20618	KURIKKA	05/03/1962	Active	24	0	2	-2	-7.69%	26	13	4			N		12		
Exc Award (06/30/2023)																		
59446	KURIKKA/JENNYT	04/10/1997	Active	20	1	2	-1	-4.76%	22	22	2			N		12	\$312.15	
53011	KURIKKA/PAITAPIISKA	05/06/1992	Active	38	1	2	-1	-2.56%	39	11	0			N	M,SC	2		
35963	LAPPAJÄRVI	07/10/1978	Active	24	0	2	-2	-7.69%	26	31	0			N	SC	15		
20621	LAPPFJÄRD-LAPVÄÄRTTI	03/13/1958	Active	13	0	2	-2	-13.33%	15	38	5			N	SC	24+		
20622	LAPUA	11/09/1962	Active	31	1	2	-1	-3.13%	32	23	0			N		4	\$936.56	
56721	LAPUA/ALAJOKI	03/28/1995	Active	18	0	1	-1	-5.26%	19	8	0		2		M,VP,SC	0		
129788	LAPUA/FRÖÖKYNÄT	02/08/2017	Active	21	0	0	0	0.00%	21		11		2		M,VP,SC	11		
30166	LAPUA/SIMPSIÖ	01/29/1975	Active	25	1	0	1	4.17%	24		6			N	M,SC	0	\$520.24	
29516	LEHTIMÄKI	06/25/1974	Active	21	0	0	0	0.00%	21		0			N	P	2		
20623	MALAX	11/07/1966	Active	26	1	1	0	0.00%	25	4	0		2	R	M	24+		
Exc Award (06/30/2023)																		
20625	NÄRPES	03/19/1954	Active	32	0	1	-1	-3.03%	33	31	8			N		3	\$1,500.96	
97865	NÄRPES/THREE TOWNS	10/24/2006	Active	13	1	0	1	8.33%	12		3		2	N	M,SC	0	\$156.19	
43644	NURMO/LAKEUS	03/20/1984	Active	22	1	1	0	0.00%	22	41	3		None	N	P	0		
96800	NURMO/VALAKIAT	03/30/2006	Active	0	0	11	-11	-100.00%	11	12	0		None		P,S,T,M,VP SC	0	\$312.39	
20627	ÖVERMARK-YTTERMARK	01/21/1972	Active	20	0	0	0	0.00%	20		6			N	M	7		
20568	PERÄSEINÄJOKI	01/21/1965	Active	33	0	0	0	0.00%	33		13			N		14	\$156.73	
20634	SEINÄJOKI	04/12/1955	Active	7	0	2	-2	-22.22%	9	31	0		7	R	S,M,SC	24+		
49050	SEINÄJOKI/AALTO	11/30/1988	Active	17	2	1	1	6.25%	17	2	0		2	N		0	90+ Days \$67.00	
20635	SEINÄJOKI/BOTNIA	03/12/1957	Active	17	0	3	-3	-15.00%	20	44	0		3	N	SC	1		



Club Health Assessment for District 107 F through May 2025

			Status	Membership							Reports					Finance	LCIF	
Club Number	Club Name	Charter Date		Current Member Count	YTD Members Added	YTD Members Dropped	YTD Net Growth	YTD Net Growth%	Member Count 12 Months Ago	Avg. length of service for dropped members	Months Since Last MMR ***	Yrs. Since Last Officer Report	President Rotation	Vice President Reported ****	Months Since Last Activity Report ***	Account Balance	Donations for current Fiscal Year	
			Number of times on status quo within last two years	If below 15 members appears				If net loss is greater than 20% appears			If no report in 3 months appears in	When more than one year appears in	Number of repeat terms	Notes the officers that do not have an active	If no report at 12 months red			
20636	SEINÄJOKI/TÖRNÄVÄ Exc Award (06/30/2017)	01/29/1965	Active	27	1	0	1	3.85%	26		4			N	M,SC	0		\$322.80
20638	TEUVA	04/08/1962	Active	21	3	3	0	0.00%	21	12	1			N	SC	12		
20690	TÖYSÄ	03/11/1964	Active	23	0	1	-1	-4.17%	24	40	4			N	M,SC	2		\$156.07
50646	VAASA/FAMILY Exc Award (06/30/2021)	06/06/1990	Active	9	4	4	0	0.00%	9	23	3			N	SC	2		
40158	VAASA/MERI	06/24/1981	Active	35	1	6	-5	-12.50%	40	26	0			N		4		\$937.16
20639	VAASA-VASA	11/17/1953	Active	12	0	1	-1	-7.69%	13	12	7		8	R	M,SC	24+		
20642	VÄHÄKYRÖ	11/15/1961	Active	21	2	2	0	0.00%	20	14	3			N	SC	8	90+ Days	\$220.00
20620	VIMPELI	04/29/1966	Active	30	0	1	-1	-3.23%	31	47	2				M,VP,SC	24+		
34465	YLIHÄRMÄ	09/30/1977	Active	12	0	1	-1	-7.69%	13	1	8		3		M,VP	18		\$156.73
20646	YLISTARO Exc Award (06/30/2023)	05/05/1965	Active	35	2	0	2	6.06%	33		4			N		11		\$624.78

Clubs Cancelled Previous Fiscal Year – Clubs Cancelled within last 12 months may be reinstated

Club Number	Club Name	Charter Date	Current Status*	Cancellation Date
124981	LAIHIA/HELMİ	06/17/2015	Cancelled(6*)	05/29/2024
20633	PETALAX	09/18/1970	Cancelled(6*)	07/29/2023

Current Total Clubs Count	YTD New Clubs Count	YTD Cancelled Clubs Count	YTD Net Club Gain	Current Total Members Count	YTD Add	YTD Drop	YTD Net Growth	YTD Net Growth %	Member Count 12 Months Ago	Average Member Count Per Club	% of Clubs with less than 20 members	% No MMR in 3 Months	% No Officer Report in 12 Months	% of Clubs with balance 90+ days	Number of Clubs in Status Quo	% Status Quo Clubs in Financial Suspension	Number of Cancelled Clubs	Average Cancelled Club Age	Members Lost Due to Cancellation	% of Clubs Cancelled for Non-Financial Reasons
55	0	0	0	1,264	38	82	-44	-3.36%	1,311	23	31%	53%	0%	4%	0	0%	0	0	0	0%

* - P - Priority Club. Cancellation Reasons: 1-Objectives/conduct, 2-Non-active club, 5-Non-existing club, 6-Disbanding, 7-Merger, 8-Financial Suspension, 9-District/Multiple District Dues.

** - Abbreviation: P-President, S-Secretary, T-Treasurer, M-Member Chairperson, VP-First Vice President, MC-Communications Chairperson, SC-Service Chairperson

*** - Abbreviation: N/R - Never reported using the Lions Clubs website, N/A - Not applicable, No password registered for the Lions Clubs website.

**** - Abbreviation: N - New, IP - Immediate Past, R - Repeat.



Club Health Assessment for District 107 G through May 2025

			Status	Membership						Reports					Finance		LCIF
Club Number	Club Name	Charter Date		Current Member Count	YTD Members Added	YTD Members Dropped	YTD Net Growth	YTD Net Growth%	Member Count 12 Months Ago	Avg. length of service for dropped members	Months Since Last MMR ***	Yrs. Since Last Officer Report	President Rotation	Vice President Reported ****	Months Since Last Activity Report ***	Account Balance	Donations for current Fiscal Year
			Number of times on status quo within last two years	If below 15 members appears				If net loss is greater than 20% appears			If no report in 3 months appears in	When more than one year appears in	Number of repeat terms	Notes the officers that do not have an active	If no report at 12 months red		
Clubs more than two years old																	
20647	ÄÄNEKOSKI & KOTAKENNÄS	07/26/1955	Active	14	0	2	-2	-12.50%	16	48	1			R	M,SC	12	
66460	ÄÄNEKOSKI/HELMI	06/28/2002	Active	9	0	4	-4	-30.77%	13	14	0			N	SC	0	\$926.93
	Exc Award (06/30/2023)																
20652	HAAPAMÄKI	08/17/1965	Active	16	1	0	1	6.67%	15		9			R		1	
20789	HANKASALMI	02/19/1962	Active	24	0	1	-1	-4.00%	26	32	2			N		6	\$421.19
20653	HARTOLA	09/27/1967	Active	35	2	3	-1	-2.78%	36	8	0			N		0	\$574.68
48666	JÄMSÄ/HIMOS	06/01/1988	Active	18	0	2	-2	-10.00%	20	25	5			N		0	
20656	JÄMSÄNSEUTU	05/03/1963	Active	22	1	1	0	0.00%	22	24	2		2	R		1	\$470.19
33968	JOUTSA/JOUSA	05/31/1977	Active	30	3	1	2	7.14%	28	8	0			N		0	\$937.16
20659	JYVÄSKYLÄ	10/20/1954	Active	32	0	0	0	0.00%	32		9		None		P,T,M,VP,SC	24+	\$52.06
31758	JYVÄSKYLÄ/ÄIJÄLÄ	02/26/1976	Active	10	0	0	0	0.00%	10		9		None		P,T,M,VP,SC	N/R	
20660	JYVÄSKYLÄ/HARJU	05/21/1959	Active	20	1	0	1	5.26%	19		4			N		0	
20661	JYVÄSKYLÄ/JYVÄ	12/27/1961	Active	13	1	0	1	8.33%	12		3		2		VP,SC	6	
50449	JYVÄSKYLÄ/JYVÄSSEUTU	04/23/1990	Active	21	1	0	1	5.00%	20		1		2	N		0	\$3,121.46
49003	JYVÄSKYLÄ/KUOKKALA	11/02/1988	Active	16	0	1	-1	-5.88%	17	7	1			N		11	\$468.58
20663	JYVÄSKYLÄ/LOHIKOSKI	04/16/1970	Active(1)	10	0	0	0	0.00%	10		1		3	R		14	
37850	JYVÄSKYLÄ/VIITANIEMI	12/26/1979	Active	11	1	0	1	10.00%	10		1			N		24+	
20664	KANNONKOSKI	01/12/1971	Active	15	1	1	0	0.00%	15	53	2			N		8	\$783.66
20665	KARSTULA	03/27/1956	Active(1)	20	0	0	0	0.00%	20		0		5	R	M	0	
42563	KARSTULA/RIUTTA	04/18/1983	Active	17	2	0	2	13.33%	15		5		7		M,VP,SC	24+	
57046	KARSTULA/SIRKAT	06/15/1995	Active	16	2	3	-1	-5.88%	17	15	1			N		0	\$450.00
	Exc Award (06/30/2023)																
20666	KEURUU	02/12/1964	Active	21	0	2	-2	-8.70%	24	16	1			N		18	\$156.07
33366	KEURUU/LAPINSALMI	02/14/1977	Active	13	1	0	1	8.33%	12		4				M,VP,SC	13	



Club Health Assessment for District 107 G through May 2025

			Status	Membership							Reports					Finance		LCIF
Club Number	Club Name	Charter Date		Current Member Count	YTD Members Added	YTD Members Dropped	YTD Net Growth	YTD Net Growth%	Member Count 12 Months Ago	Avg. length of service for dropped members	Months Since Last MMR ***	Yrs. Since Last Officer Report	President Rotation	Vice President Reported ****	Months Since Last Activity Report ***	Account Balance	Donations for current Fiscal Year	
			Number of times on status quo within last two years	If below 15 members appears				If net loss is greater than 20% appears			If no report in 3 months appears	When more than one year appears in	Number of repeat terms	Notes the officers that do not have an active	If no report at 12 months red			
20750	KINNULA	03/02/1967	Active(1)	10	10	11	-1	-9.09%	11	11	1		4	N	S,M,VP,SC	0		
20667	KIVIJÄRVI	03/19/1969	Cancelled(6*)	0	0	0	0	0.00%	13		11	1	None		P,S,T,M,VP SC	16		
20669	KORPILAHTI	12/11/1963	Active	18	1	1	0	0.00%	18	7	1			R	M,SC	0		
20672	KUOREVESI	12/01/1965	Active	17	0	1	-1	-5.56%	20	15	2		2	N	M,SC	0	\$899.10	
20674	LAUKAA	04/10/1961	Active	25	1	1	0	0.00%	25	50	0			N		2	\$312.15	
Exc Award (06/30/2023)																		
20677	LUHANKA	01/10/1972	Active	19	2	0	2	11.76%	17		1			N		5	\$208.10	
20678	MÄNTTÄ	11/24/1961	Active	21	1	3	-2	-8.70%	23	22	0			N	M,SC	0	\$468.58	
59338	MÄNTTÄ/ESTERI	04/10/1997	Active	24	3	2	1	4.35%	23	17	0			N	SC	1	\$156.19	
Exc Award (06/30/2023)																		
46062	MÄNTTÄ/ILVES	04/01/1986	Active	19	0	1	-1	-5.00%	19	39	0			N	M,VP	0	\$496.95	
20680	MUURAME	12/03/1963	Active	34	2	3	-1	-2.86%	35	21	1			N	M	2		
35303	PALOKKA	03/27/1978	Active(1)	16	0	0	0	0.00%	16		13			N	M	4	\$540.16	
77313	PALOKKA/WILMA	06/23/2003	Active	10	0	0	0	0.00%	12		0			N		1		
Exc Award (06/30/2023)																		
20768	PIHTIPUDAS	03/28/1956	Active	23	1	3	-2	-8.00%	25	4	0				M,VP,SC	8	\$624.29	
68874	PIHTIPUDAS/EMMIT	05/29/2003	Active	27	11	2	9	50.00%	21	1	0			N		0	\$2,202.03	
20683	PYLKÖNMÄKI	06/07/1972	Active	10	0	0	0	0.00%	10		0		6	R	P,M,SC	3	\$156.73	
20685	SAARIJÄRVI	10/17/1957	Cancelled(6*)	0	0	0	0	0.00%	3		0	1	None		P,S,T,M,VP SC	15		
40784	SAARIJÄRVI/KALMARI	01/31/1982	Active(1)	19	0	0	0	0.00%	19		7			N	S,M,SC	24		
20684	SAARIJÄRVI/PALVASALMI	01/23/1974	Active	20	2	3	-1	-4.76%	21	19	0				M,VP,SC	7	\$486.14	
20687	SUMIAINEN	12/18/1970	Active	19	1	0	1	5.56%	18		7			N	M	7	\$522.44	
20686	SUOLAHTI	02/23/1956	Active	11	0	1	-1	-8.33%	12	47	13			N	M,SC	0	\$312.15	
20688	SYSMÄ	10/09/1961	Active	34	3	1	2	6.25%	32	54	1			N		2		
30279	TOIVAKKA	02/24/1975	Active	21	0	1	-1	-4.55%	22	10	2			N		5		
20691	UURAINEN	11/26/1963	Active	25	1	3	-2	-7.41%	27	41	0			N	M	0	\$156.19	



Club Health Assessment for District 107 G through May 2025

			Status	Membership							Reports					Finance	LCIF
Club Number	Club Name	Charter Date		Current Member Count	YTD Members Added	YTD Members Dropped	YTD Net Growth	YTD Net Growth%	Member Count 12 Months Ago	Avg. length of service for dropped members	Months Since Last MMR ***	Yrs. Since Last Officer Report	President Rotation	Vice President Reported ****	Months Since Last Activity Report ***	Account Balance	Donations for current Fiscal Year
			Number of times on status quo within last two years	If below 15 members appears				If net loss is greater than 20% appears			If no report in 3 months appears in	When more than one year appears in	Number of repeat terms	Notes the officers that do not have an active	If no report at 12 months appears in red		
105425	VAAJAKOSKI/EWE	05/08/2009	Active	15	0	1	-1	-6.25%	16	11	1			N	M,SC	2	\$312.15
20694	VIITASAARI	12/08/1964	Active	10	0	0	0	0.00%	11		11		4		M,VP,SC	17	
96801	VIITASAARI/KAROLIINA	03/30/2006	Cancelled(6*)	0	0	0	0	0.00%	8		11	1	None		P,S,T,M,VP SC	17	
33181	VIITASAARI/PORTHAN	12/31/1976	Active	22	0	1	-1	-4.35%	23	48	1				S,T,M,VP,SC	14	
20695	VILPPULA	06/08/1971	Active	29	0	2	-2	-6.45%	31	43	1				VP,SC	0	
49544	VILPPULA/KOSKI	05/22/1989	Active	26	1	4	-3	-10.34%	28	24	2			N		11	\$156.19

Clubs Cancelled Previous Fiscal Year – Clubs Cancelled within last 12 months may be reinstated

Club Number	Club Name	Charter Date	Current Status*	Cancellation Date
20657	JOUTSA	12/18/1963	Cancelled(6*)	01/29/2024

Current Total Clubs Count	YTD New Clubs Count	YTD Cancelled Clubs Count	YTD Net Club Gain	Current Total Members Count	YTD Add	YTD Drop	YTD Net Growth	YTD Net Growth %	Member Count 12 Months Ago	Average Member Count Per Club	% of Clubs with less than 20 members	% No MMR in 3 Months	% No Officer Report in 12 Months	% of Clubs with balance 90+ days	Number of Clubs in Status Quo	% Status Quo Clubs in Financial Suspension	Number of Cancelled Clubs	Average Cancelled Club Age	Members Lost Due to Cancellation	% of Clubs Cancelled for Non-Financial Reasons
48	0	3	-3	927	57	66	-9	-0.96%	968	19	54%	27%	0%	0%	0	0%	3	67	0	100%

* - P - Priority Club. Cancellation Reasons: 1-Objectives/conduct, 2-Non-active club, 5-Non-existing club, 6-Disbanding, 7-Merger, 8-Financial Suspension, 9-District/Multiple District Dues.

** - Abbreviation: P-President, S-Secretary, T-Treasurer, M-Member Chairperson, VP-First Vice President, MC-Communications Chairperson, SC-Service Chairperson

*** - Abbreviation: N/R - Never reported using the Lions Clubs website, N/A - Not applicable, No password registered for the Lions Clubs website.

**** - Abbreviation: N - New, IP - Immediate Past, R - Repeat.



Club Health Assessment for District 107 H through May 2025

			Status	Membership							Reports					Finance		LCIF		
Club Number	Club Name	Charter Date		Current Member Count	YTD Members Added	YTD Members Dropped	YTD Net Growth	YTD Net Growth%	Member Count 12 Months Ago	Avg. length of service for dropped members	Months Since Last MMR ***	Yrs. Since Last Officer Report	President Rotation	Vice President Reported ****	Months Since Last Activity Report ***	Account Balance	Donations for current Fiscal Year			
			Number of times on status quo within last two years	If below 15 members appears					If net loss is greater than 20% appears					If no report in 3 months appears in	When more than one year appears in	Number of repeat terms	Notes the officers that do not have an active	If no report at 12 months red		
Clubs more than two years old																				
30371	ENONKOSKI	03/06/1975	Cancelled(8*)	0	0	12	-12	-100.00%	12	16	5	1	None	P,S,T,M,VP SC	6	90+ Days				
20697	HEINÄVESI	11/26/1963	Active	18	3	2	1	5.88%	18	22	0		R	M,SC	0		\$833.03			
20698	ILOMANTSI	10/19/1956	Active	29	7	1	6	26.09%	23	12	0		N	SC	0		\$1,000.00			
20699	ILOMANTSI/BRIHAT	02/04/1971	Active	16	2	1	1	6.67%	15	40	6		N	VP,SC	0		\$1,200.00			
20700	JOENSUU	03/05/1955	Active	21	1	0	1	5.00%	22		8		N		6		\$698.58			
Exc Award (06/30/2022, 06/30/2023)																				
51348	JOENSUU/ADAM & EVA	02/19/1991	Active	19	2	0	2	11.76%	17		0		N	SC	0		\$156.07			
20702	JOENSUU/CARELIAN	02/06/1958	Active	26	0	8	-8	-23.53%	34	18	0		N	SC	7		\$312.15			
Exc Award (06/30/2018, 06/30/2023)																				
33104	JOENSUU/JOKELAISET	12/14/1976	Active	25	2	2	0	0.00%	25	20	0		N		0		\$1,220.64			
65516	JOENSUU/KANTELETAR	06/18/2002	Active	18	1	2	-1	-5.26%	21	8	0		2	M,VP,SC	2		\$833.51			
Exc Award (06/30/2021)																				
20703	JOENSUU/PIELISJOKI	11/11/1961	Active	37	4	2	2	5.71%	35	10	1		N		0		\$500.00			
Exc Award (06/30/2024)																				
20701	JOENSUU/PUUKELLO	12/02/1967	Active	19	0	0	0	0.00%	20		7		N	SC	1					
20704	JUUKA	01/15/1958	Active	22	2	0	2	10.00%	20		3		R	VP,SC	0		\$702.87			
20706	KERIMÄKI-PURUVESI	11/07/1963	Active	46	3	2	1	2.22%	45	18	0		N		0		\$1,238.57			
20708	KESÄLAHTI	08/17/1964	Active	31	0	0	0	0.00%	31		0		N	SC	0		\$334.46			
43247	KIIHTELYSVAARA	12/06/1983	Active	25	2	1	1	4.17%	24	3	0			VP,SC	7					
20707	KITEE	10/10/1956	Active	20	1	2	-1	-4.76%	21	28	3		N	M	0		\$624.77			
20709	KITEE/ILMARINEN	02/14/1967	Active	24	0	3	-3	-11.11%	28	29	0		R		0		\$987.09			
Exc Award (06/30/2024)																				
126283	KITEE/KEISARINNA	12/28/2015	Active	26	2	5	-3	-10.34%	30	8	0		N		0		\$632.39			
Exc Award (06/30/2023)																				
20710	KONTIOLAHTI	11/18/1963	Active	21	0	3	-3	-12.50%	24	22	0		N	M,SC	0					
41198	KONTIOLAHTI/HÖYTIÄINEN	04/29/1982	Active	19	0	2	-2	-9.52%	21	6	0		N	M,SC	0		\$409.63			



Club Health Assessment for District 107 H through May 2025

			Status	Membership						Reports					Finance		LCIF
Club Number	Club Name	Charter Date		Current Member Count	YTD Members Added	YTD Members Dropped	YTD Net Growth	YTD Net Growth%	Member Count 12 Months Ago	Avg. length of service for dropped members	Months Since Last MMR ***	Yrs. Since Last Officer Report	President Rotation	Vice President Reported ****	Months Since Last Activity Report ***	Account Balance	Donations for current Fiscal Year
			Number of times on status quo within last two years	If below 15 members appears					If net loss is greater than 20% appears			If no report in 3 months appears in	When more than one year appears in	Number of repeat terms	Notes the officers that do not have an active	If no report at 12 months appears in red	
88688	KONTIOLAHTI/URSULAT	06/28/2005	Active	22	1	0	1	4.76%	21		3			N	0		\$1,741.28
20711	LIEKSA	03/02/1956	Active	9	0	0	0	0.00%	10		0			M,VP,SC	0		\$100.00
20712	LIEKSA/BRAHEA	02/18/1966	Active	12	0	0	0	0.00%	12		12			VP,SC	7		
37255	LIEKSA/KORPI-JAAKKO	06/11/1979	Active	18	1	2	-1	-5.26%	19	38	3		N	SC	3		\$1,093.35
32543	NURMES/PIELINEN	06/20/1976	Active	14	1	1	0	0.00%	14	31	7		N		0		
Exc Award (06/30/2023)																	
20714	OUTOKUMPU	03/16/1961	Active	20	0	1	-1	-4.76%	21	12	0		2	VP,SC	0		\$366.19
38335	OUTOKUMPU/KUPARI	04/29/1980	Active	23	0	1	-1	-4.17%	24	9	5		R	SC	0		\$595.13
Exc Award (06/30/2023)																	
20716	PARIKKALA	12/03/1962	Active	35	4	2	2	6.06%	29	12	1		3	N	SC	0	\$312.15
Exc Award (06/30/2018)																	
39289	PARIKKALA/SIIKALAHTI	01/20/1981	Active	34	1	2	-1	-2.86%	35	19	0		IP	M,SC	0		
Exc Award (06/30/2018, 06/30/2020)																	
20718	PUNKAHARJU	11/02/1966	Active	30	1	0	1	3.45%	29		0		N	SC	0		\$312.39
Exc Award (06/30/2018, 06/30/2023, 06/30/2024)																	
20720	RÄÄKKYLÄ	12/20/1963	Active	31	2	4	-2	-6.06%	33	11	6		N		0		\$324.10
20721	RANTASALMI	03/25/1962	Active	29	1	0	1	3.57%	28		1		N	SC	0		\$312.39
Exc Award (06/30/2018)																	
39191	SAARI	12/31/1980	Cancelled(6*)	0	0	0	0	0.00%	0		11	1	None	P,S,T,M,VP SC	13		
20723	SAVONLINNA	11/10/1955	Active	30	1	3	-2	-6.25%	32	10	0			M,VP	6		\$104.13
36823	SAVONLINNA/EERIKKI	03/27/1979	Active	19	3	0	3	18.75%	16		0		N	M,SC	6		\$624.77
57716	SAVONLINNA/LINNATAR	01/03/1996	Active	20	4	0	4	25.00%	17		0		2	N	0		\$362.39
Exc Award (06/30/2018, 06/30/2021, 06/30/2024)																	
20724	SAVONLINNA/SÄÄMINKI	10/28/1964	Active	25	1	1	0	0.00%	26	10	1		N		0		\$1,100.96
Exc Award (06/30/2018, 06/30/2024)																	
20726	SAVONRANTA	04/01/1967	Active	30	2	2	0	0.00%	30	5	0			VP	0		\$284.23
20730	TOHMAJÄRVI	11/06/1957	Active	35	4	2	2	6.06%	33	29	0			M,VP,SC	2		



Club Health Assessment for District 107 H through May 2025

			Status							Membership					Reports				Finance		LCIF
Club Number	Club Name	Charter Date		Current Member Count	YTD Members Added	YTD Members Dropped	YTD Net Growth	YTD Net Growth%	Member Count 12 Months Ago	Avg. length of service for dropped members	Months Since Last MMR ***	Yrs. Since Last Officer Report	President Rotation	Vice President Reported ****	Months Since Last Activity Report ***	Account Balance	Donations for current Fiscal Year				
			Number of times on status quo within last two years	If below 15 members appears				If net loss is greater than 20% appears			If no report in 3 months appears in	When more than one year appears in	Number of repeat terms	Notes the officers that do not have an active	If no report at 12 months appears in red						
20732	TUUPOVAARA	04/03/1964	Active	24	2	0	2	9.09%	22		0			N SC	0		\$1,200.00				
	Exc Award (06/30/2017)																				
20733	VALTIMO	03/20/1964	Active	27	1	0	1	3.85%	26		6			N	0						
Current Total Clubs Count	YTD New Clubs Count	YTD Cancelled Clubs Count	YTD Net Club Gain	Current Total Members Count	YTD Add	YTD Drop	YTD Net Growth	YTD Net Growth %	Member Count 12 Months Ago	Average Member Count Per Club	% of Clubs with less than 20 members	% No MMR in 3 Months	% No Officer Report in 12 Months	% of Clubs with balance 90+ days	Number of Clubs in Status Quo	% Status Quo Clubs in Financial Suspension	Number of Cancelled Clubs	Average Cancelled Club Age	Members Lost Due to Cancellation	% of Clubs Cancelled for Non-Financial Reasons	
39	0	2	-2	949	62	69	-7	-0.73%	963	24	28%	31%	0%	0%	0	0%	2	47	12	50%	

* - P - Priority Club. Cancellation Reasons: 1-Objectives/conduct, 2-Non-active club, 5-Non-existing club, 6-Disbanding, 7-Merger, 8-Financial Suspension, 9-District/Multiple District Dues.

** - Abbreviation: P-President, S-Secretary, T-Treasurer, M-Member Chairperson, VP-First Vice President, MC-Communications Chairperson, SC-Service Chairperson

*** - Abbreviation: N/R - Never reported using the Lions Clubs website, N/A - Not applicable, No password registered for the Lions Clubs website.

**** - Abbreviation: N - New, IP - Immediate Past, R - Repeat.



Club Health Assessment for District 107 I through May 2025

Club Number	Club Name	Charter Date	Status	Membership							Reports					Finance	LCIF
				Current Member Count	YTD Members Added	YTD Members Dropped	YTD Net Growth	YTD Net Growth%	Member Count 12 Months Ago	Avg. length of service of dropped members	Months Since Last MMR ***	Yrs. Since Last Officer Report	President Rotation	Vice President Reported ****	Months Since Last Activity Report ***	Account Balance	Donations for current Fiscal Year
			Number of times on status quo within last two years	If below 15 members appears				If net loss is greater than 20% appears			If no report in 3 months appears	When more than one year appears in	Number of repeat terms	Notes the officers that do not have an active	If no report at 12 months appears in red		
Clubs more than two years old																	
20738	HAUKIPUDAS	03/07/1965	Active	17	0	1	-1	-5.56%	18	17	8		None	P,VP,SC	24+		\$324.10
20737	HAUKIPUDAS/KELLO	06/18/1973	Active	14	0	2	-2	-12.50%	16	32	3			IP	24+		\$324.10
20740	HYRYNSALMI	06/01/1965	Active	7	0	0	0	0.00%	7		1		9	M,VP,SC	24+		
20741	II	12/04/1961	Active	30	0	1	-1	-3.23%	32	39	1			N SC	8		
36824	JÄÄLI	03/27/1979	Active	25	1	4	-3	-10.71%	28	15	1			N SC	0		\$468.22
20743	KAJAANI/LINNA	05/05/1965	Active	17	0	0	0	0.00%	17		0		6	N	0	90+ Days	
125886	KEMPELE/AURORA	10/26/2015	Active	32	4	0	4	14.29%	28		1			N	0		
42684	KEMPELE/SAMPOLA	05/23/1983	Active	25	1	2	-1	-3.85%	26	22	0			N	0		
20749	KIIMINKI	05/09/1967	Active	11	1	1	0	0.00%	12	7	0			N	1		
Exc Award (06/30/2019)																	
110845	KUHMO/HELENAT	04/14/2011	Active	19	5	4	1	5.56%	17	5	0			N SC	0		\$313.46
28057	KUHMO/KUHMONIEMI	02/28/1974	Active	34	1	4	-3	-8.11%	39	8	0		None	P,S,T,M,VP SC VP	2		
105134	LIMINKA/KULTASIRKUT	04/07/2009	Active	20	2	1	1	5.26%	19	4	0				0		
Exc Award (06/30/2018, 06/30/2024)																	
20753	LIMINKA/LAKEUS	01/23/1963	Active	22	0	1	-1	-4.35%	23	6	5			VP	24+		\$201.00
42437	LIMINKA/LIMINGANLAHTI	03/01/1983	Active	29	2	1	1	3.57%	28	29	5			N SC	6		
20755	MUHOS	04/08/1956	Active	19	5	2	3	18.75%	16	33	0		3	R	0		
20758	OULU	11/20/1954	Active	21	0	0	0	0.00%	21		5			N SC	2		
31667	OULU/AVAIN	02/04/1976	Active	17	0	1	-1	-5.56%	18	55	5			S,VP	24+		\$397.26
65452	OULU/HANNAT	06/05/2002	Active	17	0	1	-1	-5.56%	18	16	0			N SC	13		
Exc Award (06/30/2022)																	
127995	OULU/KUIVASJÄRVI	06/17/2016	Active	15	0	0	0	0.00%	15		5			VP,SC	15		
Exc Award (06/30/2023)																	
47116	OULU/MAIKKULA	03/31/1987	Active	12	0	0	0	0.00%	12		0			N SC	0		\$540.16
38669	OULU/MYLLYOJA-HIUKKAVAA RA	06/27/1980	Active	21	3	0	3	16.67%	18		3			N	5		\$162.05




Club Health Assessment for District 107 I through May 2025

			Status	Membership							Reports					Finance	LCIF
Club Number	Club Name	Charter Date		Current Member Count	YTD Members Added	YTD Members Dropped	YTD Net Growth	YTD Net Growth%	Member Count 12 Months Ago	Avg. length of service for dropped members	Months Since Last MMR ***	Yrs. Since Last Officer Report	President Rotation	Vice President Reported ****	Months Since Last Activity Report ***	Account Balance	Donations for current Fiscal Year
			Number of times on status quo within last two years	If below 15 members appears				If net loss is greater than 20% appears			If no report in 3 months appears in	When more than one year appears in	Number of repeat terms	Notes the officers that do not have an active	If no report at 12 months appears in red		
Exc Award (06/30/2019)																	
33182	OULU/OULUJOKI	12/31/1976	Active	24	0	1	-1	-4.00%	25	55	5			N	SC	0	
44064	OULU/PATENIEMI	06/20/1984	Active	17	3	1	2	13.33%	15	9	0			N	SC	6	\$266.19
20762	OULU/RAATTI	03/24/1965	Active	21	1	4	-3	-12.50%	24	5	0			N	T	4	\$430.00
55894	OULU/SARAT	06/24/1994	Active	13	1	0	1	8.33%	12		7		3	R	SC	5	
20763	OULU/SILLAT	11/28/1962	Active	15	0	1	-1	-6.25%	16	4	0		4	R	SC	24+	\$324.10
Exc Award (06/30/2018)																	
34671	OULU/TERWA	11/29/1977	Active	23	0	1	-1	-4.17%	24	35	1			N		14	\$156.73
Exc Award (06/30/2023)																	
120320	OULUNSALO/SALOTTARET	09/11/2013	Active	12	0	2	-2	-14.29%	14	9	1			N	M,SC	15	
135258	Oulu-Uleåborg	06/20/2018	Active	15	2	1	1	7.14%	14	18	0				VP,SC	0	\$162.05
20766	PALTAMO	09/17/1968	Active	13	0	1	-1	-7.14%	14	56	0			N	SC	20	\$708.58
38177	PATTIJOKI	03/31/1980	Active	18	0	1	-1	-5.26%	19	45	1			N	M,SC	23	
20769	PULKKILA/PIIPPOLA	04/12/1965	Active	6	0	0	0	0.00%	6		13		7	R		5	
20770	PUOLANKA	05/24/1971	Active	15	2	3	-1	-6.25%	16	9	0				VP,SC	1	
20773	RAAHE/KREIVI	03/20/1973	Active	24	3	3	0	0.00%	24	11	1			N	SC	1	\$474.44
20764	RUUKKI	05/03/1965	Active	20	1	0	1	5.26%	19		0				VP,SC	24+	\$1,000.00
39365	SIKAJOKI	01/30/1981	Active	14	0	0	0	0.00%	14		1		2	R		0	
20777	SOTKAMO	01/08/1965	Active(1)	17	1	1	0	0.00%	17	10	5				VP	0	
121182	SOTKAMO/SAPSOTTARET	01/22/2014	Active	11	0	2	-2	-15.38%	13	4	0			N		5	
20778	SOTKAMO/VUOKATTI	06/30/1972	Cancelled(6*)	0	0	0	0	0.00%	18		11		None		P,S,T,M,VP SC	24+	
20779	SUOMUSSALMI	10/26/1964	Active	21	1	2	-1	-4.55%	22	43	1			N		3	\$200.00
20781	TYRNÄVÄ	02/26/1968	Active	24	0	0	0	0.00%	24		7			R		0	\$936.44
20782	UTAJÄRVI	04/02/1965	Active	16	2	1	1	6.67%	15	22	0			N	SC	0	
20783	VAALA	02/02/1965	Active	30	2	2	0	0.00%	30	3	0		None		P,VP,SC	0	\$2,324.10
20785	VIHANTI	03/25/1965	Active	15	0	0	0	0.00%	15		0			N	T,SC	1	



Club Health Assessment for District 107 I through May 2025

				Status	Membership						Reports				Finance	LCIF	
Club Number	Club Name	Charter Date		Current Member Count	YTD Members Added	YTD Members Dropped	YTD Net Growth	YTD Net Growth%	Member Count 12 Months Ago	Avg. length of service for dropped members	Months Since Last MMR ***	Yrs. Since Last Officer Report	President Rotation	Vice President Reported ****	Months Since Last Activity Report ***	Account Balance	Donations for current Fiscal Year
			Number of times on status quo within last two years	If below 15 members appears				If net loss is greater than 20% appears			If no report in 3 months appears in	When more than one year appears in	Number of repeat terms	Notes the officers that do not have an active	If no report at 12 months appears in red		
20787	YLIKIIMINKI	11/26/1969	Active	20	1	2	-1	-4.76%	21	48	4		2	R M,SC	24+		

Clubs Cancelled Previous Fiscal Year – Clubs Cancelled within last 12 months may be reinstated

Club Number	Club Name	Charter Date	Current Status*	Cancellation Date
20765	OULUNSALO	01/27/1972	Cancelled(6*)	07/29/2023
32105	PYHÄJOKI	04/20/1976	Cancelled(6*)	05/29/2024
20772	RAAHE	05/28/1957	Cancelled(6*)	07/29/2023

Current Total Clubs Count	YTD New Clubs Count	YTD Cancelled Clubs Count	YTD Net Club Gain	Current Total Members Count	YTD Add	YTD Drop	YTD Net Growth	YTD Net Growth %	Member Count 12 Months Ago	Average Member Count Per Club	% of Clubs with less than 20 members	% No MMR in 3 Months	% No Officer Report in 12 Months	% of Clubs with balance 90+ days	Number of Clubs in Status Quo	% Status Quo Clubs in Financial Suspension	Number of Cancelled Clubs	Average Cancelled Club Age	Members Lost Due to Cancellation	% of Clubs Cancelled for Non-Financial Reasons
44	0	1	-1	828	45	55	-10	-1.19%	859	19	57%	32%	0%	2%	0	0%	1	218	0	100%

* - P - Priority Club. Cancellation Reasons: 1-Objectives/conduct, 2-Non-active club, 5-Non-existing club, 6-Disbanding, 7-Merger, 8-Financial Suspension, 9-District/Multiple District Dues.


** - Abbreviation: P-President, S-Secretary, T-Treasurer, M-Member Chairperson, VP-First Vice President, MC-Communications Chairperson, SC-Service Chairperson

*** - Abbreviation: N/R - Never reported using the Lions Clubs website, N/A - Not applicable, No password registered for the Lions Clubs website.

**** - Abbreviation: N - New, IP - Immediate Past, R - Repeat.




Club Health Assessment for District 107 K through May 2025

			Status	Membership							Reports					Finance	LCIF
Club Number	Club Name	Charter Date		Current Member Count	YTD Members Added	YTD Members Dropped	YTD Net Growth	YTD Net Growth%	Member Count 12 Months Ago	Avg. length of service for dropped members	Months Since Last MMR ***	Yrs. Since Last Officer Report	President Rotation	Vice President Reported ****	Months Since Last Activity Report ***	Account Balance	Donations for current Fiscal Year
			Number of times on status quo within last two years	If below 15 members appears				If net loss is greater than 20% appears			If no report in 3 months appears in	When more than one year appears in	Number of repeat terms	Notes the officers that do not have an active	If no report at 12 months red		
Clubs more than two years old																	
20790	IISALMI	10/27/1956	Active	26	5	0	5	23.81%	21		3		3	T,M,VP,SC	1		\$162.05
33105	IISALMI/KOLJONVIRTA	12/13/1976	Active	25	1	3	-2	-7.41%	27	4	4			VP	0		
20791	IISALMI/POROVESI	11/22/1966	Active	27	2	0	2	8.00%	25		4			N	0		\$313.46
59172	IISALMI/YLÄSAVOTTARET	02/25/1997	Active	23	3	4	-1	-4.17%	24	6	0			N	0		\$312.39
20705	KAIVI	12/08/1963	Active	21	0	1	-1	-4.55%	22	2	1		3	R SC	14		
20795	KANGASNIEMI	12/15/1963	Active	22	2	0	2	10.00%	20		0			N M,SC	0		
20798	KEITELE	05/22/1969	Active	34	0	2	-2	-5.56%	36	3	0			N T,SC	24+		
20799	KIURUVESI	03/02/1957	Active	36	0	0	0	0.00%	36		1			IP M,SC	13		
121158	KIURUVESI/HELMIINA	01/16/2014	Active	31	2	2	0	0.00%	31	11	0			R SC	0		\$156.07
20800	KIURUVESI/NIVA	02/23/1969	Active	22	0	4	-4	-15.38%	26	21	0			M,VP,SC	0		\$469.41
20803	KUOPIO	05/31/1955	Active	21	0	2	-2	-8.70%	23	11	0			VP,SC	0		
54473	KUOPIO/CANTH	05/17/1993	Active	16	3	0	3	23.08%	14		0			IP M	1		\$212.05
40028	KUOPIO/KALAKUKKO	06/10/1981	Active	18	0	1	-1	-5.26%	19	44	3			N SC	15		
20805	KUOPIO/KALLAVESI	01/31/1957	Active(1)	16	0	1	-1	-5.88%	17	11	7		2	M,VP,SC	0		\$312.39
20802	KUOPIO/PÄIVÄRANTA	10/30/1972	Active	32	1	0	1	3.23%	31		1			VP,SC	0		\$626.93
33233	LAPINLAHTI/VIERTÄJÄT	01/18/1977	Active	18	0	2	-2	-10.00%	21	43	4		2	VP,SC	0		
20808	LEPPÄVIRTA	11/22/1962	Active	36	4	5	-1	-2.70%	38	37	0			R	0		
20810	MAANINKA	04/19/1963	Active	5	0	1	-1	-16.67%	6	27	0		8	R M,VP,SC	5		
20812	NILSIÄ	10/07/1958	Active	17	0	3	-3	-15.00%	20	14	1		2	N SC	4		\$156.07
20813	NILSIÄ/SYVÄRINSEUTU	05/02/1969	Active	28	0	1	-1	-3.45%	29	14	0			N	0		\$2,254.34
Exc Award (06/30/2024)																	
20817	PIEKSÄMÄKI/KESKUS	01/14/1971	Cancelled(6*)	0	1	21	-20	-100.00%	20	33	4		None	P,S,T,M,VP SC	17		\$334.52
20815	PIEKSÄMÄKI/MLK	10/23/1965	Active	23	2	2	0	0.00%	23	40	0		2	M,VP,SC	0		\$312.39
88481	PIEKSÄMÄKI/PIEKSÄTTÄRET	05/31/2005	Active	17	1	1	0	0.00%	17	8	7		3	N	1		\$312.15



Club Health Assessment for District 107 K through May 2025

			Status	Membership							Reports					Finance		LCIF
Club Number	Club Name	Charter Date		Current Member Count	YTD Members Added	YTD Members Dropped	YTD Net Growth	YTD Net Growth%	Member Count 12 Months Ago	Avg. length of service for dropped members	Months Since Last MMR ***	Yrs. Since Last Officer Report	President Rotation	Vice President Reported ****	Months Since Last Activity Report ***	Account Balance	Donations for current Fiscal Year	
			Number of times on status quo within last two years	If below 15 members appears			If net loss is greater than 20% appears			If no report in 3 months appears in			When more than one year appears in	Number of repeat terms	Notes the officers that do not have an active	If no report at 12 months appears in red		
Exc Award (06/30/2023)																		
39192	PIELAVESI/LEPIKKO	12/15/1980	Active	26	0	2	-2	-7.14%	28	9	0			M,VP,SC	3			
20818	RAUTALAMPI	11/12/1961	Active	30	0	1	-1	-3.23%	31	1	1			R M,SC	0		\$522.44	
42564	RAUTALAMPI/MALVI	04/19/1983	Active	31	0	0	0	0.00%	31		1			N M	1		\$1,536.34	
20821	SIILINJÄRVI	11/12/1963	Active	17	0	2	-2	-10.53%	19	31	1			VP,SC	24+			
20820	SIILINJÄRVI/SANDELS	12/13/1968	Active	29	1	1	0	0.00%	30	0	1			N	0		\$636.49	
Exc Award (06/30/2018)																		
60344	SIILINJÄRVI/TARINA	02/04/1998	Active	25	1	0	1	4.17%	24		0			N	0	90+ Days		
Exc Award (06/30/2018)																		
20823	SONKAJÄRVI	05/28/1963	Active	17	2	4	-2	-10.53%	19	34	4			N M	6		\$156.19	
20824	SUONENJOKI	11/12/1960	Active	23	0	0	0	0.00%	23		0			N M,SC	14			
20825	SUONENJOKI/SOITTU	12/09/1968	Active	27	1	1	0	0.00%	27	56	0			N	5		\$624.77	
20826	TERVO	10/21/1963	Active	19	0	1	-1	-5.00%	20	3	8			N M,SC	17			
20731	TUUSNIEMI	02/27/1964	Active	31	2	1	1	3.33%	30	35	1		2	R SC	0		\$587.15	
61872	VARKAUS/JUSTIINA	05/05/1999	Active	17	4	2	2	13.33%	15	9	0			N SC	0		\$313.46	
20828	VARKAUS/KOSKENNIEMI	01/22/1962	Active	22	1	2	-1	-4.35%	23	3	0			R SC	0		\$324.10	
Exc Award (06/30/2023)																		
20830	VARPAISJÄRVI	12/19/1962	Active	29	0	1	-1	-3.33%	30	21	3		2	N	17			
20834	VIRTASALMI	02/25/1964	Active	22	3	1	2	10.00%	20	61	1			N M	1		\$2,657.77	

Clubs Cancelled Previous Fiscal Year – Clubs Cancelled within last 12 months may be reinstated

Club Number	Club Name	Charter Date	Current Status*	Cancellation Date
46191	KUOPIO/SNELLMAN	05/12/1986	Cancelled(6*)	07/29/2023
42438	VARPAISJÄRVI/SUSJ	03/30/1983	Cancelled(6*)	04/29/2024



Club Health Assessment for District 107 K through May 2025

Club NumberClub NameCharter Date			Status		Membership								Reports					Finance		LCIF		
					Current Member Count	YTD Members Added	YTD Members Dropped	YTD Net Growth	YTD Net Growth%	Member Count 12 Months Ago	Avg. length of service for dropped members	Months Since Last MMR ***	Yrs. Since Last Officer Report	President Rotation	Vice President Reported ****	Months Since Last Activity Report ***	Account Balance	Donations for current Fiscal Year				
			Number of times on status quo within last two years		If below 15 members appears			If net loss is greater than 20% appears			If no report in 3 months appears in			When more than one year appears in		Number of repeat terms		Notes the officers that do not have an active		If no report at 12 months appears in red		
Current Total Clubs Count	YTD New Clubs Count	YTD Cancelled Clubs Count	YTD Net Club Gain	Current Total Members Count	YTD Add	YTD Drop	YTD Net Growth	YTD Net Growth %	Member Count 12 Months Ago	Average Member Count Per Club	% of Clubs with less than 20 members	% No MMR in 3 Months	% No Officer Report in 12 Months	% of Clubs with balance 90+ days	Number of Clubs in Status Quo	% Status Quo Clubs in Financial Suspension	Number of Cancelled Clubs	Average Cancelled Club Age	Members Lost Due to Cancellation	% of Clubs Cancelled for Non-Financial Reasons		
37	0	1	-1	879	42	75	-33	-3.62%	916	24	30%	27%	0%	3%	0	0%	1	132	21	100%		

* - P - Priority Club. Cancellation Reasons: 1-Objectives/conduct, 2-Non-active club, 5-Non-existing club, 6-Disbanding, 7-Merger, 8-Financial Suspension, 9-District/Multiple District Dues.

** - Abbreviation: P-President, S-Secretary, T-Treasurer, M-Member Chairperson, VP-First Vice President, MC-Communications Chairperson, SC-Service Chairperson

*** - Abbreviation: N/R - Never reported using the Lions Clubs website, N/A - Not applicable, No password registered for the Lions Clubs website.

**** - Abbreviation: N - New, IP - Immediate Past, R - Repeat.



Club Health Assessment for District 107 L through May 2025

			Status	Membership						Reports					Finance		LCIF
Club Number	Club Name	Charter Date		Current Member Count	YTD Members Added	YTD Members Dropped	YTD Net Growth	YTD Net Growth%	Member Count 12 Months Ago	Avg. length of service for dropped members	Months Since Last MMR ***	Yrs. Since Last Officer Report	President Rotation	Vice President Reported ****	Months Since Last Activity Report ***	Account Balance	Donations for current Fiscal Year
			Number of times on status quo within last two years	If below 15 members appears				If net loss is greater than 20% appears			If no report in 3 months appears in	When more than one year appears in	Number of repeat terms	Notes the officers that do not have an active	If no report at 12 months appears in red		
Clubs less than two years old																	
180708	Kolari/Ylläs	04/24/2025	Newly Chartered	20	20	0	20	100.00%	0		1			N	M,SC	0	
Clubs more than two years old																	
20835	AANAAR-INARI	05/07/1965	Active	13	2	3	-1	-7.14%	14	29	1			N	M,SC	0	\$156.07
20836	ENONTEKIÖ	02/26/1973	Active	13	2	3	-1	-7.14%	14	8	3			R	SC	0	
20837	IVALO	04/07/1956	Active	26	4	2	2	8.33%	24	50	3			N	M,SC	10	
20840	KEMI	01/14/1955	Active	14	0	1	-1	-6.67%	15	15	1				VP,SC	0	\$50.00
84945	KEMI/MERENHELMET	03/03/2005	Active	9	1	3	-2	-18.18%	11	16	0			N	SC	0	\$1,821.37
20842	KEMIJÄRVI	05/20/1959	Active	17	0	1	-1	-5.56%	18	22	0			N		1	
20843	KEMINMAA	11/19/1958	Active	38	0	2	-2	-5.00%	40	13	2			R		0	\$1,082.39
Exc Award (06/30/2021)																	
60822	KEMINMAA/NEIDONKENKÄ	05/29/1998	Active	20	1	0	1	5.26%	19		5			N	M,VP,SC	0	
Exc Award (06/30/2023)																	
20844	KITTILÄ	05/26/1961	Active	29	0	0	0	0.00%	29		12			N	SC	4	
20846	KUUSAMO	10/01/1960	Active	22	3	3	0	0.00%	23	25	0			N		0	\$412.15
57612	KUUSAMO/POHJANAKAT	12/18/1995	Active	16	1	0	1	6.67%	15		1		2	R		19	
20847	KUUSAMO/RUKA	11/20/1970	Cancelled(6*)	0	0	13	-13	-100.00%	13	21	0		None		P,S,T,M,VP SC	0	
20848	MUONIO	04/07/1965	Active	21	2	3	-1	-4.55%	22	6	0		3	R	SC	3	
20850	PELLO	03/18/1957	Active	34	3	3	0	0.00%	34	19	0		None	N	P	0	
Exc Award (06/30/2017, 06/30/2018, 06/30/2020)																	
20851	POSIO	02/27/1963	Active	20	0	2	-2	-9.09%	23	19	6		4	R	M	0	\$128.03
Exc Award (06/30/2017)																	
20852	PUDASJÄRVI	03/23/1965	Active	19	0	2	-2	-9.52%	20	3	0			N	M,SC	3	\$614.84
Exc Award (06/30/2023)																	
84812	PUDASJÄRVI/HILIMAT	02/07/2005	Active	22	1	7	-6	-21.43%	28	6	0		None	N	P,M	0	\$324.10
Exc Award (06/30/2017, 06/30/2018, 06/30/2020)																	



Club Health Assessment for District 107 L through May 2025

			Status	Membership							Reports					Finance	LCIF
Club Number	Club Name	Charter Date		Current Member Count	YTD Members Added	YTD Members Dropped	YTD Net Growth	YTD Net Growth%	Member Count 12 Months Ago	Avg. length of service for dropped members	Months Since Last MMR ***	Yrs. Since Last Officer Report	President Rotation	Vice President Reported ****	Months Since Last Activity Report ***	Account Balance	Donations for current Fiscal Year
			Number of times on status quo within last two years	If below 15 members appears				If net loss is greater than 20% appears			If no report in 3 months appears in	When more than one year appears in	Number of repeat terms	Notes the officers that do not have an active	If no report at 12 months appears in red		
20853	RANUA	02/25/1965	Active	34	0	0	0	0.00%	34		0		7	M,VP	5		
20856	ROVANIEMI	03/16/1954	Active	21	2	1	1	5.00%	20	3	1			N	1		\$522.44
	Exc Award (06/30/2024)																
20855	ROVANIEMI/ALAKEMIJOKI	05/02/1965	Active(1)	0	0	11	-11	-100.00%	11	31	0		None	P,S,T,M,VP SC	7		
20854	ROVANIEMI/LAINAS	04/23/1968	Active	23	0	1	-1	-4.17%	24	6	0			N	0		\$1,000.00
	Exc Award (06/30/2016)																
30373	ROVANIEMI/NAPAPIIRI	03/06/1975	Active	25	2	0	2	8.70%	23		0			N	0		\$2,043.21
42820	ROVANIEMI/OUNASJOKI	06/14/1983	Active	13	2	2	0	0.00%	16	2	3			N	0		
20857	ROVANIEMI/OUNASVAARA	04/21/1959	Active	36	1	1	0	0.00%	36	12	0			N	0		\$432.15
	Exc Award (06/30/2019, 06/30/2021)																
57383	ROVANIEMI/PETRONELLA	09/27/1995	Active	37	3	0	3	8.82%	34		2			N	0		\$463.46
	Exc Award (06/30/2018, 06/30/2019)																
33274	ROVANIEMI/PÖYLIÖ	01/31/1977	Active	18	0	1	-1	-5.26%	19	11	0			N	0		\$110.00
123683	ROVANIEMI/RONJAT	12/02/2014	Active	38	3	1	2	5.56%	36	19	0			N	1		\$220.00
	Exc Award (06/30/2023, 06/30/2024)																
20860	SIMO	04/05/1965	Active	15	1	0	1	7.14%	14		3		2	M,VP,SC	4		\$324.10
20861	SODANKYLÄ	05/06/1960	Active	33	1	1	0	0.00%	34	10	10			R	6		
	Exc Award (06/30/2024)																
20864	TERVOLA	01/02/1967	Active	19	1	0	1	5.56%	18		4			N	0		
	Exc Award (06/30/2021, 06/30/2023)																
59657	TORNIO/MAMSELLI	06/16/1997	Active	24	3	1	2	9.09%	22	2	2			N	12		
33106	TORNIO/PUDAS	12/08/1976	Active	19	2	1	1	5.56%	20	1	5			N	19		
20866	TORNIO/RAJA	12/04/1967	Active	32	2	0	2	6.67%	30		7		None	N	1		
20867	YLITORNIO	11/08/1956	Active	48	0	1	-1	-2.04%	51	38	8		2	R	2		

Clubs Cancelled Previous Fiscal Year – Clubs Cancelled within last 12 months may be reinstated

Club Number	Club Name	Charter Date	Current Status*	Cancellation Date
-------------	-----------	--------------	-----------------	-------------------



Club Health Assessment for District 107 L through May 2025

Club NumberClub NameCharter Date			Status		Membership								Reports					Finance		LCIF
					Current Member Count	YTD Members Added	YTD Members Dropped	YTD Net Growth	YTD Net Growth%	Member Count 12 Months Ago	Avg. length of service for dropped members	Months Since Last MMR ***	Yrs. Since Last Officer Report	President Rotation	Vice President Reported ****	Months Since Last Activity Report ***	Account Balance	Donations for current Fiscal Year		
			Number of times on status quo within last two years	If below 15 members appears				If net loss is greater than 20% appears				If no report in 3 months appears in	When more than one year appears in	Number of repeat terms	Notes the officers that do not have an active	If no report at 12 months appears in red				
52134 KUUSAMO/KITKA11/04/1991			Cancelled(6*)	06/29/2024																
20849 PELKOSENNIEMI11/27/1964			Cancelled(8*)	06/29/2024																
Current Total Clubs Count	YTD New Clubs Count	YTD Cancelled Clubs Count	YTD Net Club Gain	Current Total Members Count	YTD Add	YTD Drop	YTD Net Growth	YTD Net Growth %	Member Count 12 Months Ago	Average Member Count Per Club	% of Clubs with less than 20 members	% No MMR in 3 Months	% No Officer Report in 12 Months	% of Clubs with balance 90+ days	Number of Clubs in Status Quo	% Status Quo Clubs in Financial Suspension	Number of Cancelled Clubs	Average Cancelled Club Age	Members Lost Due to Cancellation	% of Clubs Cancelled for Non-Financial Reasons
34	1	1	0	788	63	70	-7	-0.88%	804	23	38%	35%	0%	0%	0	0%	1	147	13	0%

* - P - Priority Club. Cancellation Reasons: 1-Objectives/conduct, 2-Non-active club, 5-Non-existing club, 6-Disbanding, 7-Merger, 8-Financial Suspension, 9-District/Multiple District Dues.

** - Abbreviation: P-President, S-Secretary, T-Treasurer, M-Member Chairperson, VP-First Vice President, MC-Communications Chairperson, SC-Service Chairperson

*** - Abbreviation: N/R - Never reported using the Lions Clubs website, N/A - Not applicable, No password registered for the Lions Clubs website.

**** - Abbreviation: N - New, IP - Immediate Past, R - Repeat.



Club Health Assessment for District 107 M through May 2025

			Status	Membership							Reports					Finance	LCIF	
Club Number	Club Name	Charter Date		Current Member Count	YTD Members Added	YTD Members Dropped	YTD Net Growth	YTD Net Growth%	Member Count 12 Months Ago	Avg. length of service for dropped members	Months Since Last MMR ***	Yrs. Since Last Officer Report	President Rotation	Vice President Reported ****	Months Since Last Activity Report ***	Account Balance	Donations for current Fiscal Year	
			Number of times on status quo within last two years	If below 15 members appears				If net loss is greater than 20% appears			If no report in 3 months appears in	When more than one year appears in	Number of repeat terms		Notes the officers that do not have an active	If no report at 12 months appears in red		
Clubs more than two years old																		
20868	ALASTARO	11/25/1964	Active	28	2	3	-1	-3.45%	29	29	1			N	SC	8		\$146.83
20869	EURA	09/13/1956	Active	10	2	1	1	11.11%	9	0	0		2	R	M,VP,SC	0		\$45.57
20870	EURA/PYHÄJÄRVI	04/23/1970	Active	16	0	0	0	0.00%	16		13		2		T,M,VP,SC	23		\$81.01
20871	EURAJOKI	12/08/1964	Active	19	0	1	-1	-5.00%	20	5	0			N	M,SC	13		\$881.63
20873	HARJAVALTA	04/11/1960	Active	16	1	1	0	0.00%	16	28	2				M,VP,SC	0		\$289.11
20872	HARJAVALTA/HUOVI	10/07/1969	Active	21	1	0	1	5.00%	20		3			N	M,SC	5		\$571.46
20874	HONKAJOKI	11/26/1962	Active	22	0	0	0	0.00%	22		16		3	R	M,SC	4		\$111.39
20875	HONKILAHTI	02/24/1964	Active	16	0	3	-3	-15.79%	19	30	0				S,M,VP	5		\$96.20
20876	HUITTINEN	01/10/1972	Active	43	2	2	0	0.00%	43	9	0			N		1		\$217.71
Exc Award (06/30/2017, 06/30/2019)																		
127735	HUITTINEN/DORIS	06/06/2016	Active	24	3	2	1	4.35%	23	4	0			N		0		\$272.52
Exc Award (06/30/2017, 06/30/2018, 06/30/20)																		
93227	HUITTINEN/GERDA	01/03/2006	Active	22	2	2	0	0.00%	23	3	0			N	SC	0		\$111.39
Exc Award (06/30/2017, 06/30/2018, 06/30/20)																		
82908	JOKILAAKSO	06/28/2004	Active	21	0	1	-1	-4.55%	22	21	0				VP	8		\$111.39
Exc Award (06/30/2017)																		
20878	KANKAANPÄÄ	10/19/1956	Active	34	2	2	0	0.00%	34	13	0			N		0		\$372.14
Exc Award (06/30/2018, 06/30/2024)																		
97199	KANKAANPÄÄ/HELMI	05/30/2006	Active	16	2	2	0	0.00%	18	19	0			N	M,SC	0		\$86.07
Exc Award (06/30/2018)																		
20879	KANKAANPÄÄ/KESKUSTA	12/15/1961	Active	29	1	1	0	0.00%	29	37	2			N		0		\$146.83
Exc Award (06/30/2024)																		
45919	KANKAANPÄÄ/KUNINKAANLÄHDE	03/26/1986	Active	21	1	0	1	5.00%	21		0			N		0		\$2,235.90
20880	KARVIA	04/03/1964	Active	26	1	2	-1	-3.70%	27	40	2			N	SC	0		\$126.58
Exc Award (06/30/2017)																		
20881	KAUVATSA	05/03/1960	Active	13	1	1	0	0.00%	13	41	0			N		13		\$65.82



Club Health Assessment for District 107 M through May 2025

			Status	Membership							Reports					Finance		LCIF
Club Number	Club Name	Charter Date		Current Member Count	YTD Members Added	YTD Members Dropped	YTD Net Growth	YTD Net Growth%	Member Count 12 Months Ago	Avg. length of service for dropped members	Months Since Last MMR ***	Yrs. Since Last Officer Report	President Rotation	Vice President Reported ****	Months Since Last Activity Report ***	Account Balance	Donations for current Fiscal Year	
			Number of times on status quo within last two years	If below 15 members appears				If net loss is greater than 20% appears			If no report in 3 months appears in	When more than one year appears in	Number of repeat terms	Notes the officers that do not have an active	If no report at 12 months red			
20884	KIIKKA	02/15/1963	Active	26	0	1	-1	-3.70%	27	39	7		2	VP,SC	1		\$136.70	
Exc Award (06/30/2021)																		
20883	KIIKOINEN	10/30/1962	Active	31	3	0	3	10.71%	28		1		2	T,M,VP,SC	15		\$141.76	
20885	KIUKAINEN	12/18/1962	Active	15	0	0	0	0.00%	15		13			N VP,SC	16		\$75.95	
20886	KOKEMÄKI	01/01/1955	Active	27	2	4	-2	-6.90%	29	13	0			N	0		\$136.70	
Exc Award (06/30/2018, 06/30/2019)																		
20887	KOKEMÄKI/TELJÄ	12/18/1967	Active	12	0	2	-2	-14.29%	14	7	1			N	5		\$70.88	
20888	KÖYLIÖ	04/27/1966	Active	31	3	2	1	3.33%	30	28	0			N	2		\$151.89	
Exc Award (06/30/2016, 06/30/2018)																		
20890	LAITILA	01/29/1964	Active	19	1	3	-2	-9.52%	21	17	0			M,VP,SC	24		\$106.32	
Exc Award (06/30/2018)																		
36591	LAITILA/UNTAMOINEN	02/19/1979	Active	30	2	1	1	3.45%	28	23	0			VP,SC	9		\$615.41	
Exc Award (06/30/2018, 06/30/2024)																		
20891	LAPPI TL	05/27/1957	Active	15	1	1	0	0.00%	15	11	1		2	N M,SC	5		\$702.88	
20892	LAUTTAKYLÄ	11/17/1954	Active	34	1	1	0	0.00%	34	66	2			R M	24+		\$172.14	
20894	LUVIA	04/23/1970	Active	17	0	2	-2	-10.53%	19	18	1			N SC	0		\$252.27	
20897	MERIKARVIA	05/25/1964	Active	30	1	0	1	3.45%	29		0			N M,SC	6		\$146.83	
20895	NAKKILA	09/13/1965	Active	25	1	2	-1	-3.85%	26	8	0			N M,SC	5		\$131.64	
110759	NAKKILA/EMMA	04/05/2011	Active	28	1	4	-3	-9.68%	31	7	1			N SC	8		\$156.95	
20899	NOORMARKKU	04/15/1964	Active	10	0	0	0	0.00%	11		11			N M,SC	24+		\$50.63	
41536	OLAVI	06/09/1982	Active	35	0	2	-2	-5.41%	37	18	1			N	8		\$187.33	
20900	POMARKKU	05/03/1962	Active	17	0	1	-1	-5.56%	18	35	5			N SC	7		\$91.13	
Exc Award (06/30/2017)																		
130504	Pori Otava	04/20/2017	Active	5	0	9	-9	-64.29%	14	6	2		None	P,T,M,VP,SC	17		\$70.88	
20902	PORI/KARHU	03/12/1973	Active	22	0	5	-5	-18.52%	28	28	1			N	9		\$136.70	
97461	PORI/KATARIINA-CHARLOTTA	06/30/2006	Active	19	6	1	5	35.71%	14	0	0			N	0		\$162.05	
Exc Award (06/30/2019)																		



Club Health Assessment for District 107 M through May 2025

			Status	Membership							Reports					Finance	LCIF
Club Number	Club Name	Charter Date		Current Member Count	YTD Members Added	YTD Members Dropped	YTD Net Growth	YTD Net Growth%	Member Count 12 Months Ago	Avg. length of service for dropped members	Months Since Last MMR ***	Yrs. Since Last Officer Report	President Rotation	Vice President Reported ****	Months Since Last Activity Report ***	Account Balance	Donations for current Fiscal Year
			Number of times on status quo within last two years	If below 15 members appears				If net loss is greater than 20% appears			If no report in 3 months appears in	When more than one year appears in	Number of repeat terms	Notes the officers that do not have an active	If no report at 12 months appears in red		
32106	PORI/MERI-PORI	04/20/1976	Active	12	0	0	0	0.00%	12		18		7	M,VP,SC	24+		\$60.76
82907	PORI/SOFIA	06/28/2004	Active	21	3	2	1	5.00%	21	1	1			N	0		\$101.26
20906	PUNKALAUDUN	01/22/1957	Active	35	2	0	2	6.06%	33		0			N	0		\$47.72
Exc Award (06/30/2024)																	
123447	PUNKALAUDUN/FIINA	10/24/2014	Active	20	1	2	-1	-4.76%	21	15	1		2	N	SC	1	\$225.68
Exc Award (06/30/2017, 06/30/2023)																	
20907	PYHÄRANTA	10/07/1969	Active	9	0	0	0	0.00%	9		0		6	M,VP,SC	4		\$45.57
20908	RAUMA	03/11/1954	Active	28	0	1	-1	-3.45%	29	12	0		2	M,VP	0		\$146.83
20909	RAUMA/ANKKURI	05/07/1963	Active	26	2	4	-2	-7.14%	28	30	2			VP,SC	0		\$136.70
98449	RAUMA/FÄNIKK	01/31/2007	Active	14	1	0	1	7.69%	14		3			N	M,SC	1	\$551.96
63985	RAUMA/KANALI HELME	02/12/2001	Active	45	4	0	4	9.76%	41		0			R	0		\$207.58
Exc Award (06/30/2017, 06/30/2019, 06/30/20)																	
20910	RAUMA/REIMARI	06/20/1972	Active	32	1	1	0	0.00%	32	52	0			N	S	8	\$156.95
Exc Award (06/30/2019)																	
35080	RAUMA/RUORI	02/27/1978	Active	31	0	2	-2	-6.06%	34	38	0			N	M	9	\$947.45
20911	SÄKYLÄ	04/10/1964	Active	21	0	1	-1	-4.55%	23	30	6		2	N	M,SC	17	\$111.39
107662	SASTAMALA/LINDA	03/08/2010	Active	16	2	3	-1	-5.88%	17	11	0		2		M,VP,SC	8	\$86.07
20912	SIIKAINEN	03/24/1966	Active	19	2	1	1	5.56%	18	3	1			N	M,SC	0	\$91.13
31364	ULVILA	11/18/1975	Active	32	8	5	3	10.34%	30	28	0			N		1	\$1,615.05
119156	ULVILA/AURORA	04/11/2013	Active	28	4	2	2	7.69%	27	6	0			N		0	\$131.64
Exc Award (06/30/2018, 06/30/2023, 06/30/20)																	
20915	VAMPULA	11/17/1970	Active	28	1	2	-1	-3.45%	29	43	8			N		9	\$302.90
Exc Award (06/30/2023)																	

Clubs Cancelled Previous Fiscal Year – Clubs Cancelled within last 12 months may be reinstated

Club Number	Club Name	Charter Date	Current Status*	Cancellation Date
101967	EURA/MUINAISET	05/08/2008	Cancelled(6*)	07/29/2023



Club Health Assessment for District 107 M through May 2025

Club NumberClub NameCharter Date			Status	Membership								Reports				Finance		LCIF		
				Current Member Count	YTD Members Added	YTD Members Dropped	YTD Net Growth	YTD Net Growth%	Member Count 12 Months Ago	Avg. length of service for members	Months Since Last MMR ***	Yrs. Since Last Officer Report	President Rotation	Vice President Reported ****	Months Since Last Activity Report ***	Account Balance	Donations for current Fiscal Year			
			Number of times on status quo within last two years	If below 15 members appears				If net loss is greater than 20% appears				If no report in 3 months appears in	When more than one year appears in	Number of repeat terms	Notes the officers that do not have an active	If no report at 12 months appears in red				
20877 JÄMIJÄRVI			12/02/1968	Cancelled(6*)				06/29/2024												
20882 KEIKYÄ			12/12/1967	Cancelled(6*)				06/29/2024												
20905 PORI/ULVILA			01/04/1957	Cancelled(6*)				07/29/2023												
Current Total Clubs Count	YTD New Clubs Count	YTD Cancelled Clubs Count	YTD Net Club Gain	Current Total Members Count	YTD Add	YTD Drop	YTD Net Growth	YTD Net Growth %	Member Count 12 Months Ago	Average Member Count Per Club	% of Clubs with less than 20 members	% No MMR in 3 Months	% No Officer Report in 12 Months	% of Clubs with balance 90+ days	Number of Clubs in Status Quo	% Status Quo Clubs in Financial Suspension	Number of Cancelled Clubs	Average Cancelled Club Age	Members Lost Due to Cancellation	% of Clubs Cancelled for Non-Financial Reasons
55	0	0	0	1,262	74	91	-17	-1.33%	1,290	23	38%	20%	0%	0%	0	0%	0	0	0	0%

* - P - Priority Club. Cancellation Reasons: 1-Objectives/conduct, 2-Non-active club, 5-Non-existing club, 6-Disbanding, 7-Merger, 8-Financial Suspension, 9-District/Multiple District Dues.

** - Abbreviation: P-President, S-Secretary, T-Treasurer, M-Member Chairperson, VP-First Vice President, MC-Communications Chairperson, SC-Service Chairperson

*** - Abbreviation: N/R - Never reported using the Lions Clubs website, N/A - Not applicable, No password registered for the Lions Clubs website.

**** - Abbreviation: N - New, IP - Immediate Past, R - Repeat.



Club Health Assessment for District 107 N through May 2025

			Status	Membership						Reports					Finance		LCIF
Club Number	Club Name	Charter Date		Current Member Count	YTD Members Added	YTD Members Dropped	YTD Net Growth	YTD Net Growth%	Member Count 12 Months Ago	Avg. length of service for dropped members	Months Since Last MMR ***	Yrs. Since Last Officer Report	President Rotation	Vice President Reported ****	Months Since Last Activity Report ***	Account Balance	Donations for current Fiscal Year
			Number of times on status quo within last two years	If below 15 members appears				If net loss is greater than 20% appears			If no report in 3 months appears in	When more than one year appears in	Number of repeat terms	Notes the officers that do not have an active	If no report at 12 months appears in red		
Clubs more than two years old																	
20503	ARTJÄRVI/LAPINJÄRVI/MYR SKYLÄ	04/26/1967	Active	19	1	0	1	5.56%	18		7			N	SC	1	\$1,561.93
20502	ASKOLA	05/13/1961	Active	38	1	0	1	2.70%	38		0			N	M,SC	16	\$1,671.12
97175	HELSINKI/AURORA	05/23/2006	Active	27	2	0	2	8.00%	25		0			N		0	\$266.19
Exc Award (06/30/2023)																	
50647	HELSINKI/FINLANDIA	06/07/1990	Active	39	4	2	2	5.41%	37	7	0			N	SC	0	\$1,502.92
Exc Award (06/30/2024)																	
38179	HELSINKI/HAKANIEMI	03/31/1980	Active	16	0	0	0	0.00%	16		14		3	R	M,SC	24+	
20411	HELSINKI/HERTTONIEMI	03/13/1957	Active(1)	16	3	3	0	0.00%	16	19	0			N	T,M,SC	2	
20442	HELSINKI/KAIVOPUISTO	05/24/1971	Active	9	0	0	0	0.00%	9		15			N	M,SC	19	
20422	HELSINKI/KALLIO	08/22/1960	Active	17	0	1	-1	-5.56%	18	18	6		3		M,VP,SC	24+	
20412	HELSINKI/KÄPYLÄ	02/26/1957	Active	17	1	1	0	0.00%	17	45	0		None	N	P,M,SC	24+	
20400	HELSINKI/KATAJANOKKA	12/07/1962	Active	15	1	0	1	7.14%	14		4			N		2	\$1,274.78
Exc Award (06/30/2024)																	
100601	HELSINKI/KESKUSPUISTO	11/21/2007	Active	20	1	0	1	5.26%	20		4			N		0	
Exc Award (06/30/2023)																	
20435	HELSINKI/KONTULA	03/16/1967	Active	29	3	6	-3	-9.38%	33	21	0			N		1	\$6,437.64
Exc Award (06/30/2021, 06/30/2024)																	
20429	HELSINKI/KRUUNUHAKA	10/14/1961	Active	9	0	0	0	0.00%	9		2		7	R	M,SC	3	\$520.64
20427	HELSINKI/KULTTUURILEIJON AT	03/14/1961	Active	12	1	2	-1	-7.69%	13	9	1			N	SC	0	
89218	HELSINKI/MALMITTARET	08/31/2005	Active	31	3	0	3	10.71%	28		0			N		0	\$3,655.91
Exc Award (06/30/2021)																	
46851	HELSINKI/MANNERHEIM	01/31/1987	Active	12	0	0	0	0.00%	12		11			N	P,S,M,VP,SC	24+	
20444	HELSINKI/MARJANIEMI	01/31/1973	Active	20	1	1	0	0.00%	20	7	7			N	M,SC	24+	
20439	HELSINKI/MELLUNMÄKI	05/22/1969	Active	18	0	1	-1	-5.26%	19	3	0		None		P,VP,SC	8	
32544	HELSINKI/METSÄLÄ	06/20/1976	Active	21	0	0	0	0.00%	21		9			N	M,SC	0	\$1,561.93



Club Health Assessment for District 107 N through May 2025

			Status	Membership							Reports					Finance		LCIF
Club Number	Club Name	Charter Date		Current Member Count	YTD Members Added	YTD Members Dropped	YTD Net Growth	YTD Net Growth%	Member Count 12 Months Ago	Avg. length of service for dropped members	Months Since Last MMR ***	Yrs. Since Last Officer Report	President Rotation	Vice President Reported ****	Months Since Last Activity Report ***	Account Balance	Donations for current Fiscal Year	
			Number of times on status quo within last two years	If below 15 members appears					If net loss is greater than 20% appears			If no report in 3 months appears in	When more than one year appears in	Number of repeat terms	Notes the officers that do not have an active	If no report at 12 months appears in red		
Exc Award (06/30/2024)																		
20433	HELSINKI/MYLLYPURO	04/29/1965	Active	16	0	0	0	0.00%	16		4		3	M,VP,SC	14			
37964	HELSINKI/PAKINKYLÄ	01/25/1980	Active	36	4	2	2	5.88%	36	29	0			VP,SC	0		\$940.96	
Exc Award (06/30/2018)																		
98541	HELSINKI/PARK	02/13/2007	Active	12	0	1	-1	-7.69%	13	3	4		N	M,SC	0			
Exc Award (06/30/2023)																		
49173	HELSINKI/PASILA	01/24/1989	Active	19	0	2	-2	-9.52%	23	34	6		N		0		\$256.73	
20432	HELSINKI/PIHLAJAMÄKI	03/03/1964	Active	14	3	1	2	16.67%	12	21	3		N	SC	0			
20401	HELSINKI/POHJOINEN	09/25/1962	Active	10	0	0	0	0.00%	11		4		None	P,VP,SC	0			
20419	HELSINKI/POHJOIS-HAAGA	02/15/1957	Active	19	0	1	-1	-5.00%	20	9	0		2	N	4			
49917	HELSINKI/PRO HUMANO	10/27/1989	Active	10	0	0	0	0.00%	10		11		N	M,SC	1			
36240	HELSINKI/PUISTOLA	11/21/1978	Active	20	3	0	3	17.65%	17		0		IP		3		\$312.39	
34542	HELSINKI/REVONSALMI	10/14/1977	Active	23	2	1	1	4.55%	22	27	0		IP	M,SC	0		\$156.19	
20421	HELSINKI/ROIHUVUORI	03/30/1960	Active	8	2	0	2	33.33%	6		0		N	M	0			
37700	HELSINKI/SILTAMÄKI	11/13/1979	Active	14	0	0	0	0.00%	14		13		N	M,SC	1			
109548	HELSINKI/SOIHDUT	10/26/2010	Active	27	6	3	3	12.50%	24	6	0		N	M,SC	0		\$468.22	
39431	HELSINKI/SUURMETSÄ	02/06/1981	Active	15	0	1	-1	-6.25%	16	34	10		N	M,SC	1		\$520.64	
20441	HELSINKI/VALLILA	05/22/1969	Active	23	0	0	0	0.00%	23		12		N	SC	18			
20457	HELSINKI/VARTIOKYLÄ-PUOTILA	03/23/1961	Active	23	0	3	-3	-11.54%	26	24	2			VP,SC	0		\$937.10	
49032	HELSINKI/VIAPORI	11/23/1988	Active	33	0	0	0	0.00%	33		0		2	R	0		\$312.15	
Exc Award (06/30/2023)																		
20443	HELSINKI/VUOSAARI	11/15/1965	Active	29	0	1	-1	-3.33%	31	25	4		N	SC	0		\$3,446.00	
20446	HIEKKAHARJU-SANDKULLA	05/11/1966	Active	16	1	1	0	0.00%	16	28	1		N	M,SC	0		\$4,780.96	
28058	LAPPTRÄSK/LILJENDAL/PERNÄ	02/26/1974	Active	26	0	1	-1	-3.70%	28	43	1		N	SC	20		\$812.15	
105426	LOVIISA/QUEEN LOVISA	05/12/2009	Active	24	2	2	0	0.00%	24	12	2		2	N	M,SC	0		
20530	LOVISA-LOVIISA	03/15/1955	Active	45	2	3	-1	-2.17%	47	13	1		N	SC	0		\$936.44	



Club Health Assessment for District 107 N through May 2025

			Status	Membership						Reports					Finance	LCIF	
Club Number	Club Name	Charter Date		Current Member Count	YTD Members Added	YTD Members Dropped	YTD Net Growth	YTD Net Growth%	Member Count 12 Months Ago	Avg. length of service for dropped members	Months Since Last MMR ***	Yrs. Since Last Officer Report	President Rotation	Vice President Reported ****	Months Since Last Activity Report ***	Account Balance	Donations for current Fiscal Year
			Number of times on status quo within last two years	If below 15 members appears				If net loss is greater than 20% appears			If no report in 3 months appears in	When more than one year appears in	Number of repeat terms	Notes the officers that do not have an active	If no report at 12 months appears in red		
20532	MÄNTSÄLÄ	03/27/1957	Active	27	4	0	4	17.39%	23		3			R	SC	0	\$156.19
115491	MÄNTSÄLÄ/MAMSELLIT	11/07/2011	Active	19	3	0	3	18.75%	19		1			N	SC	1	\$783.66
34123	MÄNTSÄLÄ/NELOSVÄYLÄ	06/17/1977	Active	22	0	0	0	0.00%	23		11			N	M,SC	17	
105427	PORNAINEN	05/12/2009	Active	25	0	0	0	0.00%	26		1			N		0	
20543	PORVOO MLK-BORGÅ LK	04/19/1972	Active	15	1	1	0	0.00%	15	33	2		3	R		2	\$312.39
88051	PORVOO/BLANKA	05/09/2005	Active	17	1	3	-2	-10.53%	19	5	1			N	SC	0	\$412.39
20542	PORVOO/BORGOENSIS	01/11/1966	Active	25	1	5	-4	-13.79%	29	32	1			N		0	\$522.44
Exc Award (06/30/2023, 06/30/2024)																	
126312	PORVOO/ROSE	01/25/2016	Active	9	1	0	1	12.50%	8		1			IP	M,SC	1	
20541	PORVOO-BORGÅ	10/17/1956	Active	40	2	0	2	5.26%	38		1			N	SC	0	
20452	SIBBO-SIPOO	02/16/1968	Active	17	1	1	0	0.00%	16	24	1				VP,SC	0	\$512.15
68818	SIPOO/MERI-SIBBO	05/27/2003	Active	15	1	1	0	0.00%	16	20	0			N		0	\$828.90
20451	SIPOONJOKI	04/11/1969	Active	23	3	1	2	9.52%	22	7	0			N	SC	0	\$468.58
20454	TIKKURILA-DICKURSBY	10/12/1961	Active	11	0	0	0	0.00%	11		6			N	SC	0	
20398	VANTAA/HAKUNILA	04/18/1969	Active	18	0	2	-2	-10.00%	20	8	5			N	M,SC	2	
20399	VANTAA/HÄMEENKYLÄ	05/26/1970	Active	8	0	1	-1	-11.11%	9	7	4		3	R	M,SC	9	\$468.22
53012	VANTAA/HELSINGE	05/07/1992	Active	12	0	0	0	0.00%	20		1			N	SC	0	\$234.17
20447	VANTAA/KAIVOKSELA	02/27/1969	Active	13	3	3	0	0.00%	13	23	0			N	M,SC	5	
31274	VANTAA/KOIVUKYLÄ	10/24/1975	Active	21	0	1	-1	-4.55%	22	17	7			N		0	\$320.00
60733	VANTAA/KOMEETAT	05/05/1998	Active	36	2	2	0	0.00%	36	18	1			N		2	\$2,600.73
Exc Award (06/30/2023)																	
37701	VANTAA/KORSO	11/06/1979	Active	17	1	1	0	0.00%	17	12	4			N	M	2	
40898	VANTAA/PÄHKINÄRINNE	02/17/1982	Active	17	0	5	-5	-22.73%	22	11	0			N	T,SC	16	\$706.07
Exc Award (06/30/2024)																	
20456	VANTAA/RUBIINI-RUBINEN	05/19/1971	Active	15	2	0	2	15.38%	15		0			N		0	
20453	VANTAA/SIMONKYLÄ	06/30/1971	Active	21	0	1	-1	-4.55%	22	53	1		2	N		0	



Club Health Assessment for District 107 N through May 2025

INTERNATIONAL

Club Number	Club Name	Charter Date	Status	Membership						Reports				Finance	LCIF		
				Current Member Count	YTD Members Added	YTD Members Dropped	YTD Net Growth	YTD Net Growth%	Member Count 12 Months Ago	Avg. length of service for dropped members	Months Since Last MMR ***	Yrs. Since Last Officer Report	President Rotation	Vice President Reported ****	Months Since Last Activity Report ***	Account Balance	Donations for current Fiscal Year
			Number of times on status quo within last two years	If below 15 members appears				If net loss is greater than 20% appears			If no report in 3 months appears in	When more than one year appears in	Number of repeat terms	Notes the officers that do not have an active	If no report at 12 months appears in red		
59658	VANTAA/VERNISSA Exc Award (06/30/2017)	06/03/1997	Active	19	1	1	0	0.00%	19	20	0			N	0		\$312.15
20455	VANTAANKOSKI-VANDAFORS EN	05/27/1963	Active	34	0	3	-3	-8.11%	37	36	0			N	1		\$156.19

Clubs Cancelled Previous Fiscal Year – Clubs Cancelled within last 12 months may be reinstated

Club Number	Club Name	Charter Date	Current Status*	Cancellation Date
20434	HELSINKI/LAAJASALO	05/16/1966	Cancelled(6*)	04/29/2024
20417	HELSINKI/MAUNULA	10/21/1958	Cancelled(6*)	06/29/2024
102373	VANTAA/AVIA	06/10/2008	Cancelled(6*)	05/29/2024

Current Total Clubs Count	YTD New Clubs Count	YTD Cancelled Clubs Count	YTD Net Club Gain	Current Total Members Count	YTD Add	YTD Drop	YTD Net Growth	YTD Net Growth %	Member Count 12 Months Ago	Average Member Count Per Club	% of Clubs with less than 20 members	% No MMR in 3 Months	% No Officer Report in 12 Months	% of Clubs with balance 90+ days	Number of Clubs in Status Quo	% Status Quo Clubs in Financial Suspension	Number of Cancelled Clubs	Average Cancelled Club Age	Members Lost Due to Cancellation	% of Clubs Cancelled for Non-Financial Reasons
66	0	0	0	1,343	74	72	2	0.15%	1,368	20	56%	39%	0%	0%	0	0%	0	0	0	0%

* - P - Priority Club. Cancellation Reasons: 1-Objectives/conduct, 2-Non-active club, 5-Non-existing club, 6-Disbanding, 7-Merger, 8-Financial Suspension, 9-District/Multiple District Dues.

** - Abbreviation: P-President, S-Secretary, T-Treasurer, M-Member Chairperson, VP-First Vice President, MC-Communications Chairperson, SC-Service Chairperson

*** - Abbreviation: N/R - Never reported using the Lions Clubs website, N/A - Not applicable, No password registered for the Lions Clubs website.

**** - Abbreviation: N - New, IP - Immediate Past, R - Repeat.



Club Health Assessment for District 107 O through May 2025

			Status	Membership							Reports					Finance		LCIF
Club Number	Club Name	Charter Date		Current Member Count	YTD Members Added	YTD Members Dropped	YTD Net Growth	YTD Net Growth%	Member Count 12 Months Ago	Avg. length of service for dropped members	Months Since Last MMR ***	Yrs. Since Last Officer Report	President Rotation	Vice President Reported ****	Months Since Last Activity Report ***	Account Balance	Donations for current Fiscal Year	
			Number of times on status quo within last two years	If below 15 members appears				If net loss is greater than 20% appears			If no report in 3 months appears in	When more than one year appears in	Number of repeat terms		Notes the officers that do not have an active	If no report at 12 months appears in red		
Clubs more than two years old																		
20734	ALAVIESKA	12/11/1973	Active	14	0	1	-1	-6.67%	15	3	0			R	5			
20598	GAMLAKARLEBY	03/28/1954	Active	28	0	1	-1	-3.45%	29	30	2			N	SC	24+		
20735	HAAPAJÄRVI	11/09/1967	Active	25	0	1	-1	-3.85%	17	6	0		2	N	SC	5		
58187	HAAPAJÄRVI/KULTAHIPUT	04/30/1996	Active	13	0	2	-2	-13.33%	15	6	9			N	S,SC	1		
20736	HAAPAVESI	11/16/1969	Active	12	1	1	0	0.00%	12	8	0				M,VP,SC	24+		
34124	HALSUA	06/24/1977	Active	20	0	1	-1	-4.76%	21	20	8		2	N	M,SC	5	\$156.73	
20739	HIMANKA	03/27/1968	Active	16	0	1	-1	-5.88%	17	9	0				M,VP,SC	0		
20603	JAKOBSTAD	11/11/1953	Active	22	0	0	0	0.00%	22		7		6		M,VP,SC	3	\$850.00	
20604	JAKOBSTAD/MALM	01/17/1965	Active	20	1	2	-1	-4.76%	21	12	3			R	M	0	\$937.16	
Exc Award (06/30/2023)																		
58636	JAKOBSTAD-PEDERSÖRE/LI NNEOR	08/07/1996	Active	30	1	0	1	3.45%	29		7		2	N		0	\$1,641.40	
20605	JEPPO	03/25/1966	Active	23	2	0	2	9.52%	21		3			N	M,SC	2		
20607	KAARLELA	11/29/1973	Active	32	3	1	2	6.67%	30	19	0			N	SC	0		
20745	KALAJOKI	11/11/1964	Active	16	0	0	0	0.00%	17		1			N		0		
61557	KALAJOKI/KALLATTARET	02/26/1999	Active	25	4	0	4	19.05%	21		4			R	M,SC	15	\$483.21	
20746	KÄLVIÄ	09/19/1966	Active	14	0	3	-3	-17.65%	17	28	6		2		M,VP,SC	24		
67219	KÄLVIÄ/LUCINA	02/03/2003	Active	13	2	0	2	18.18%	12		0			N		8	\$156.07	
20747	KANNUS	02/24/1965	Active	18	1	4	-3	-14.29%	22	28	0				M,VP,SC	19	\$20.00	
20609	KARLEBY	02/15/1961	Active	19	0	0	0	0.00%	19		12		5	R	SC	24+		
20748	KÄRSÄMÄKI	11/22/1967	Active	20	1	1	0	0.00%	20	2	4			N	VP,SC	24+		
32234	KAUSTINEN	05/11/1976	Active	13	0	0	0	0.00%	13		8			IP		7		
127340	KAUSTINEN/KREETAT	05/24/2016	Active	4	0	0	0	0.00%	9		11		None		P,M,VP,SC	24+		
20612	KOKKOLA	01/12/1956	Active	12	0	1	-1	-7.69%	13	2	7		4	R	M,SC	24+		
20613	KOKKOLA/KOKKO	01/26/1964	Active	17	0	7	-7	-29.17%	24	26	0		4	N	SC	24		



Club Health Assessment for District 107 O through May 2025

			Status	Membership							Reports					Finance		LCIF
Club Number	Club Name	Charter Date		Current Member Count	YTD Members Added	YTD Members Dropped	YTD Net Growth	YTD Net Growth%	Member Count 12 Months Ago	Avg. length of service for dropped members	Months Since Last MMR ***	Yrs. Since Last Officer Report	President Rotation	Vice President Reported ****	Months Since Last Activity Report ***	Account Balance	Donations for current Fiscal Year	
			Number of times on status quo within last two years	If below 15 members appears				If net loss is greater than 20% appears			If no report in 3 months appears in	When more than one year appears in	Number of repeat terms		Notes the officers that do not have an active	If no report at 12 months red		
57017	KOKKOLA/KOKKOTAR	06/05/1995	Active	24	1	2	-1	-4.00%	25	18	1			N	M	5		
44755	KOKKOLA/TERVAKOKKO	03/20/1985	Active	12	0	0	0	0.00%	12		13			N	M,SC	13		
20617	KRONOBY	03/18/1954	Active	17	1	1	0	0.00%	18	40	6			N	M,SC	24+		\$272.05
49979	LESTIJÄRVI	11/27/1989	Active	10	0	0	0	0.00%	10		15		2		M,VP,SC	1		
20754	LOHTAJA	04/02/1965	Active	16	1	0	1	6.67%	15		3			N	M,SC	24+		
20624	MUNSALA	02/27/1959	Active	19	0	0	0	0.00%	19		13			N	M,SC	17		
20626	NEDERVETIL	06/13/1967	Active	18	0	0	0	0.00%	18		13			N		2		\$318.24
Exc Award (06/30/2023)																		
20756	NIVALA	11/13/1967	Active	24	1	1	0	0.00%	24	32	0		2	N		13		\$468.58
20629	NYKARLEBY	10/07/1965	Active	20	0	1	-1	-4.76%	21	4	0			N	M,SC	0		\$312.15
Exc Award (06/30/2023)																		
88505	NYKARLEBY/ÄLVOR	06/01/2005	Active	22	1	0	1	4.76%	21		4			N	M	0		\$500.00
20630	ORAVAIS	03/11/1966	Active	16	0	1	-1	-5.88%	18	20	5			N	M,SC	0		\$315.39
20757	OULAINEN	03/16/1965	Active	24	2	1	1	4.35%	23	4	4				VP,SC	24+		\$162.05
20631	PEDERSÖRE	11/22/1971	Active	8	0	0	0	0.00%	8		13		None	N	P,M,SC	24+		\$156.07
20767	PERHO	02/11/1965	Active	16	7	2	5	45.45%	11	16	2				M,VP,SC	0		\$156.19
20632	PIETARSAARI	10/25/1962	Active	12	0	1	-1	-7.69%	13	39	0		2	R		3		\$1,417.45
20771	PYHÄSALMI	10/23/1962	Active	25	1	1	0	0.00%	25	37	3				T,M,VP,SC	24+		\$470.20
20775	REISJÄRVI	02/21/1969	Active	26	0	0	0	0.00%	26		7			N		24		
20776	SIEVI	04/18/1969	Active	12	0	0	0	0.00%	12		16		None		P,S,T,M,VP SC	24+		
20637	TERJÄRV	05/02/1965	Active	0	0	16	-16	-100.00%	16	21	0		None		P,S,T,M,VP SC	13		\$156.19
20780	TOHOLAMPI	09/05/1966	Active	13	1	1	0	0.00%	13	30	1		2	N	M,SC	0		\$156.73
111046	TOHOLAMPI/TOHOTTARET	05/17/2011	Active	18	2	1	1	5.88%	17	2	0			N	SC	0		\$156.19
36592	ULLAVA	02/21/1979	Active	13	0	0	0	0.00%	13		15	1	None		P,S,T,M,VP SC	24+		\$1,560.73
20784	VETELI	04/13/1965	Active	13	1	0	1	8.33%	12		1			N	SC	6		



Club Health Assessment for District 107 O through May 2025

Club Number	Club Name	Charter Date	Status	Membership							Reports					Finance	LCIF
				Current Member Count	YTD Members Added	YTD Members Dropped	YTD Net Growth	YTD Net Growth%	Member Count 12 Months Ago	Avg. length of service members	Months Since Last MMR ***	Yrs. Since Last Officer Report	President Rotation	Vice President Reported ****	Months Since Last Activity Report ***	Account Balance	Donations for current Fiscal Year
			Number of times on status quo within last two years	If below 15 members appears				If net loss is greater than 20% appears			If no report in 3 months appears	When more than one year appears in	Number of repeat terms	Notes the officers that do not have an active	If no report at 12 months appears in red		
20645	VÖRÄ	10/15/1964	Active	20	0	2	-2	-9.09%	22	31	0			N SC	5		\$312.15
20788	YLIVIESKA	05/25/1965	Active	9	0	1	-1	-10.00%	10	1	1			N SC	10		\$1,976.80
33232	YLIVIESKA/HUHMARI	01/18/1977	Active	13	1	0	1	8.33%	12		0			N	8		\$364.45
55687	YLIVIESKA/SAVISILTA	05/11/1994	Active	21	3	1	2	10.53%	19	3	0			N	0		\$2,606.06
Exc Award (06/30/2023)																	

Clubs Cancelled Previous Fiscal Year – Clubs Cancelled within last 12 months may be reinstated

Club Number	Club Name	Charter Date	Current Status*	Cancellation Date
39194	HAAPAJÄRVI/KANTAPUHTO	12/12/1980	Cancelled(6*)	06/29/2024

Current Total Clubs Count	YTD New Clubs Count	YTD Cancelled Clubs Count	YTD Net Club Gain	Current Total Members Count	YTD Add	YTD Drop	YTD Net Growth	YTD Net Growth %	Member Count 12 Months Ago	Average Member Count Per Club	% of Clubs with less than 20 members	% No MMR in 3 Months	% No Officer Report in 12 Months	% of Clubs with balance 90+ days	Number of Clubs in Status Quo	% Status Quo Clubs in Financial Suspension	Number of Cancelled Clubs	Average Cancelled Club Age	Members Lost Due to Cancellation	% of Clubs Cancelled for Non-Financial Reasons
50	0	0	0	867	39	60	-21	-2.36%	889	17	62%	54%	2%	0%	0	0%	0	0	0	0%

* - P - Priority Club. Cancellation Reasons: 1-Objectives/conduct, 2-Non-active club, 5-Non-existing club, 6-Disbanding, 7-Merger, 8-Financial Suspension, 9-District/Multiple District Dues.

** - Abbreviation: P-President, S-Secretary, T-Treasurer, M-Member Chairperson, VP-First Vice President, MC-Communications Chairperson, SC-Service Chairperson

*** - Abbreviation: N/R - Never reported using the Lions Clubs website, N/A - Not applicable, No password registered for the Lions Clubs website.

**** - Abbreviation: N - New, IP - Immediate Past, R - Repeat.